

**School District**

**Statement of Financial Information (SOFI)**



**School District No. 63 (Saanich)**

**Fiscal Year Ended June 30, 2021**

**School District  
Statement of Financial Information (SOFI)**

**School District No. 63 (Saanich)**

**Fiscal Year Ended June 30, 2021**

**TABLE OF CONTENTS**

Documents are arranged in the following order:

1. Approval of Statement of Financial Information
2. Financial Information Act Submission Checklist
3. Management Report
4. Audited Financial Statements
5. Schedule of Debt
6. Schedule of Guarantee and Indemnity Agreements
7. Schedule of Remuneration and Expenses including:
  - Statement of Severance Agreements
  - Reconciliation or explanation of differences to Audited Financial Statements
8. Schedule of Payments for the Provision of Goods and Services including:
  - Reconciliation or explanation of differences to Audited Financial Statements



Ministry of Education

# SCHOOL DISTRICT STATEMENT OF FINANCIAL INFORMATION (SOFI)

6049

SCHOOL DISTRICT NUMBER <b>63</b>	NAME OF SCHOOL DISTRICT <b>Saanich</b>	YEAR <b>2020/2021</b>
OFFICE LOCATION(S) <b>2125 Keating Cross Road</b>		TELEPHONE NUMBER <b>250-652-7300</b>
MAILING ADDRESS <b>2125 Keating Cross Road</b>		
CITY <b>Saanichton</b>	PROVINCE <b>BC</b>	POSTAL CODE <b>V8M 2A5</b>
NAME OF SUPERINTENDENT <b>Dave Eberwein</b>		TELEPHONE NUMBER <b>250-652-7300</b>
NAME OF SECRETARY TREASURER <b>Jason Reid</b>		TELEPHONE NUMBER <b>250-652-7300</b>

### DECLARATION AND SIGNATURES

We, the undersigned, certify that the attached is a correct and true copy of the Statement of Financial Information for the year ended June 30, 2021

for School District No. 63 as required under Section 2 of the Financial Information Act.

SIGNATURE OF CHAIRPERSON OF THE BOARD OF EDUCATION 	DATE SIGNED <b>Dec 1, 2021</b>
SIGNATURE OF SUPERINTENDENT 	DATE SIGNED <b>Dec 1, 2021</b>
SIGNATURE OF SECRETARY TREASURER 	DATE SIGNED <b>Dec 1, 2021</b>

## Statement of Financial Information for Year Ended June 30, 2021

### Financial Information Act-Submission Checklist

		<i><b>Due Date</b></i>
a)	<input checked="" type="checkbox"/> A statement of assets and liabilities (audited financial statements).	<i>September 30</i>
b)	<input checked="" type="checkbox"/> An operational statement including, i) a Statement of Income and ii) a Statement of Changes in Financial Position, or, if omitted, an explanation in the Notes to Financial Statements (audited financial statements)	<i>September 30</i>
c)	<input checked="" type="checkbox"/> A schedule of debts (audited financial statements).	<i>September 30</i>
d)	<input checked="" type="checkbox"/> A schedule of guarantee and indemnity agreements including the names of the entities involved and the amount of money involved. (Note: Nil schedules can be submitted December 31).	<i>September 30</i>
e)	A schedule of remuneration and expenses, including:	<i>December 31</i>
	<input checked="" type="checkbox"/> i) an alphabetical list of employees earning over \$75,000, the total amount of expenses paid to or on behalf of each employee for the year reported and a consolidated total for employees earning under \$75,000. If the total wages and expenses differs from the audited financial statements, an explanation is required.	
	<input checked="" type="checkbox"/> ii) a list by name and position of Board Members with the amount of any salary and expenses paid to or on behalf of the member	
	<input checked="" type="checkbox"/> iii) the number of severance agreements started during the fiscal year and the range of months' pay covered by the agreement, in respect of excluded employees. If there are no agreements to report, an explanation is required	
f)	<input checked="" type="checkbox"/> An alphabetical list of suppliers receiving over \$25,000 and a consolidated total for those suppliers receiving less than \$25,000. If the total differs from the Audited Financial Statements, an explanation is required.	<i>December 31</i>
g)	<input checked="" type="checkbox"/> Approval of Statement of Financial Information.	<i>December 31</i>
h)	<input checked="" type="checkbox"/> A management report approved by the Chief Financial Officer	<i>December 31</i>

School District Number & Name **School District No.63 (Saanich)**

**School District  
Statement of Financial Information (SOFI)**

**School District No. 63 (Saanich)**

**Fiscal Year Ended June 30, 2021**

**MANAGEMENT REPORT**

The Financial Statements contained in this Statement of Financial Information under the *Financial Information Act* have been prepared by management in accordance with Canadian generally accepted accounting principles and the integrity and objectivity of these statements are management's responsibility.

Management is also responsible for all other schedules of financial information and for ensuring this information is consistent, where appropriate, with the information contained in the financial statements and for implementing and maintaining a system of internal controls to provide reasonable assurance that reliable financial information is produced.

The Board of Education is responsible for ensuring that management fulfils its responsibilities for financial reporting and internal control and for approving the financial information included in the Statement of Financial Information.

The external auditors, KPMG LLP, conduct an independent examination, in accordance with generally accepted auditing standards, and express their opinion on the financial statements as required by the *School Act*. Their examination does not relate to the other schedules of financial information required by the *Financial Information Act*. Their examination includes a review and evaluation of the board's system of internal control and appropriate tests and procedures to provide reasonable assurance that the financial statements are presented fairly.

On behalf of School District



---

Dave Eberwein, Superintendent

Date: December 1, 2021



---

Jason Reid, Secretary Treasurer

Date: December 1, 2021

Consolidated Audited Financial Statements of

**School District No. 63 (Saanich)**

And Independent Auditors' Report thereon

June 30, 2021

# School District No. 63 (Saanich)

June 30, 2021

## Table of Contents

Management Report .....	1
Independent Auditors' Report .....	2-4
Consolidated Statement of Financial Position - Statement 1 .....	5
Consolidated Statement of Operations - Statement 2 .....	6
Consolidated Statement of Changes in Net Debt - Statement 4 .....	7
Consolidated Statement of Cash Flows - Statement 5 .....	8
Notes to the Consolidated Financial Statements .....	9-28
Schedule of Changes in Accumulated Surplus (Deficit) by Fund - Schedule 1 (Unaudited) .....	29
Schedule of Operating Operations - Schedule 2 (Unaudited) .....	30
Schedule 2A - Schedule of Operating Revenue by Source (Unaudited) .....	31
Schedule 2B - Schedule of Operating Expense by Object (Unaudited) .....	32
Schedule 2C - Operating Expense by Function, Program and Object (Unaudited) .....	33
Schedule of Special Purpose Operations - Schedule 3 (Unaudited) .....	35
Schedule 3A - Changes in Special Purpose Funds and Expense by Object (Unaudited) .....	36
Schedule of Capital Operations - Schedule 4 (Unaudited) .....	39
Schedule 4A - Tangible Capital Assets (Unaudited) .....	40
Schedule 4B - Tangible Capital Assets - Work in Progress (Unaudited) .....	41
Schedule 4C - Deferred Capital Revenue (Unaudited) .....	42
Schedule 4D - Changes in Unspent Deferred Capital Revenue (Unaudited) .....	43

# School District No. 63 (Saanich)

## MANAGEMENT REPORT

Version: 9044-8298-6316

### Management's Responsibility for the Consolidated Financial Statements

The accompanying consolidated financial statements of School District No. 63 (Saanich) have been prepared by management in accordance with the accounting requirements of Section 23.1 of the Budget Transparency and Accountability Act of British Columbia, supplemented by Regulations 257/2010 and 198/2011 issued by the Province of British Columbia Treasury Board, and the integrity and objectivity of these statements are management's responsibility. Management is also responsible for all of the notes to the consolidated financial statements and schedules, and for ensuring that this information is consistent, where appropriate, with the information contained in the consolidated financial statements.


The preparation of financial statements necessarily involves the use of estimates based on management's judgment particularly when transactions affecting the current accounting period cannot be finalized with certainty until future periods.

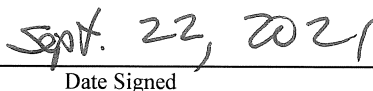
Management is also responsible for implementing and maintaining a system of internal controls to provide reasonable assurance that assets are safeguarded, transactions are properly authorized and reliable financial information is produced.


The Board of Education of School District No. 63 (Saanich) (called the "Board") is responsible for ensuring that management fulfills its responsibilities for financial reporting and internal control and exercises these responsibilities through the Board. The Board reviews internal financial statements regularly throughout the year and externally audited consolidated financial statements yearly.

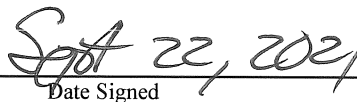
The external auditors, KPMG LLP, conduct an independent examination, in accordance with Canadian generally accepted auditing standards, and express their opinion on the consolidated financial statements. The external auditors have full and free access to financial management of School District No. 63 (Saanich) and meet when required. The accompanying Independent Auditors' Report outlines their responsibilities, the scope of their examination and their opinion on the School District's financial statements.


On behalf of School District No. 63 (Saanich)

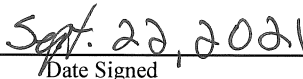
  
Signature of the Chairperson of the Board of Education

  
Date Signed

  
Signature of the Superintendent

  
Date Signed

  
Signature of the Secretary Treasurer

  
Date Signed





KPMG LLP  
St. Andrew's Square II  
800-730 View Street  
Victoria BC V8W 3Y7  
Canada  
Telephone 250-480-3500  
Fax 250-480-3539

## INDEPENDENT AUDITORS' REPORT

To the Board of Education of School District No. 63 (Saanich), and  
To the Minister of Education, Province of British Columbia

### Opinion

We have audited the consolidated financial statements of School District No. 63 (Saanich) (the "Entity"), which comprise:

- the consolidated statement of financial position as at June 30, 2021
- the consolidated statement of operations for the year then ended
- the consolidated statement of changes in net debt for the year then ended
- the statement of cash flows for the year then ended
- and notes to the financial statements, including a summary of significant accounting policies (Hereinafter referred to as the "financial statements").

In our opinion, the accompanying financial statements of the Entity as at and for the year ended June 30, 2021 are prepared, in all material respects, in accordance with the financial reporting provisions of Section 23.1 of the Budget Transparency and Accountability Act of the Province of British Columbia.

### Basis for Opinion

We conducted our audit in accordance with Canadian generally accepted auditing standards. Our responsibilities under those standards are further described in the "Auditors' Responsibilities for the Audit of the Financial Statements" section of our auditors' report.

We are independent of the Entity in accordance with the ethical requirements that are relevant to our audit of the financial statements in Canada and we have fulfilled our other ethical responsibilities in accordance with these requirements.

We believe that the audit evidence we have obtained is sufficient and appropriate to provide a basis for our opinion.

### Emphasis of Matter – Financial Reporting Framework

We draw attention to note 2 to the financial statements which describes the applicable financial reporting framework and the significant differences between the financial reporting framework and Canadian public sector accounting standards.

Our opinion is not modified in respect of this matter.



### **Other Information**

Management is responsible for the other information. Other information comprises:

- Information, other than the financial statements and the auditors' report thereon, included in the Financial Statement Discussion & Analysis
- Unaudited Schedules 1-4 attached to the audited financial statements

Our opinion on the financial statements does not cover the other information and we do not and will not express any form of assurance conclusion thereon.

In connection with our audit of the financial statements, our responsibility is to read the other information identified above and, in doing so, consider whether the other information is materially inconsistent with the financial statements or our knowledge obtained in the audit, or otherwise appears to be materially misstated.

We obtained the information, other than the financial statements and the auditors' report thereon, included in the Financial Statement Discussion and Analysis and Unaudited Schedules 1-4 attached to the audited financial statements as at the date of this auditors' report. If, based on the work we have performed on this other information, we conclude that there is a material misstatement of this other information, we are required to report that fact in the auditors' report.

We have nothing to report in this regard.

### **Responsibilities of Management and Those Charged with Governance for the Financial Statements**

Management is responsible for the preparation of the financial statements in accordance with the financial reporting provisions of Section 23.1 of the Budget and Transparency and Accountability Act of the Province of British Columbia and for such internal control as management determines is necessary to enable the preparation of financial statements that are free from material misstatement, whether due to fraud or error.

In preparing the financial statements, management is responsible for assessing the Entity's ability to continue as a going concern, disclosing as applicable, matters related to going concern and using the going concern basis of accounting unless management either intends to liquidate the Entity or to cease operations, or has no realistic alternative but to do so.

Those charged with governance are responsible for overseeing the Entity's financial reporting process.

### **Auditors' Responsibilities for the Audit of the Financial Statements**

Our objectives are to obtain reasonable assurance about whether the financial statements as a whole are free from material misstatement, whether due to fraud or error, and to issue an auditors' report that includes our opinion.

Reasonable assurance is a high level of assurance, but is not a guarantee that an audit conducted in accordance with Canadian generally accepted auditing standards will always detect a material misstatement when it exists.

Misstatements can arise from fraud or error and are considered material if, individually or in the aggregate, they could reasonably be expected to influence the economic decisions of users taken on the basis of the financial statements.

As part of an audit in accordance with Canadian generally accepted auditing standards, we exercise professional judgment and maintain professional skepticism throughout the audit.



We also:

- Identify and assess the risks of material misstatement of the financial statements, whether due to fraud or error, design and perform audit procedures responsive to those risks, and obtain audit evidence that is sufficient and appropriate to provide a basis for our opinion.  
The risk of not detecting a material misstatement resulting from fraud is higher than for one resulting from error, as fraud may involve collusion, forgery, intentional omissions, misrepresentations, or the override of internal control.
- Obtain an understanding of internal control relevant to the audit in order to design audit procedures that are appropriate in the circumstances, but not for the purpose of expressing an opinion on the effectiveness of the Entity's internal control.
- Evaluate the appropriateness of accounting policies used and the reasonableness of accounting estimates and related disclosures made by management.
- Conclude on the appropriateness of management's use of the going concern basis of accounting and, based on the audit evidence obtained, whether a material uncertainty exists related to events or conditions that may cast significant doubt on the Entity's ability to continue as a going concern. If we conclude that a material uncertainty exists, we are required to draw attention in our auditors' report to the related disclosures in the financial statements or, if such disclosures are inadequate, to modify our opinion. Our conclusions are based on the audit evidence obtained up to the date of our auditors' report. However, future events or conditions may cause the Entity to cease to continue as a going concern.
- Communicate with those charged with governance regarding, among other matters, the planned scope and timing of the audit and significant audit findings, including any significant deficiencies in internal control that we identify during our audit.
- Obtain sufficient appropriate audit evidence regarding the financial information of the entities or business activities within the Group Entity to express an opinion on the financial statements. We are responsible for the direction, supervision and performance of the group audit. We remain solely responsible for our audit opinion.

Chartered Professional Accountants

Victoria, Canada  
September 22, 2021

# School District No. 63 (Saanich)

## Consolidated Statement of Financial Position

As at June 30, 2021

	2021 Actual	2020 Actual
	\$	\$
<b>Financial Assets</b>		
Cash and Cash Equivalents	21,776,190	22,220,286
Accounts Receivable		
Due from Province - Ministry of Education	794,363	928,267
Due from Province - Other	46,138	47,902
Due from First Nations	1,096,590	1,060,895
Other (Note 3)	1,796,601	1,836,422
Portfolio Investments (Note 4)	202,909	197,465
Construction Security Deposit (Note 5)	421,300	-
<b>Total Financial Assets</b>	<b>26,134,091</b>	<b>26,291,237</b>
<b>Liabilities</b>		
Accounts Payable and Accrued Liabilities		
Other (Note 6)	9,274,492	8,991,890
Unearned Revenue (Note 7)	4,194,914	3,290,886
Deferred Revenue (Note 8)	1,629,288	2,009,398
Deferred Capital Revenue (Note 9)	121,899,265	121,643,187
Employee Future Benefits (Note 10)	4,088,113	3,826,581
<b>Total Liabilities</b>	<b>141,086,072</b>	<b>139,761,942</b>
<b>Net Debt</b>	<b>(114,951,981)</b>	<b>(113,470,705)</b>
<b>Non-Financial Assets</b>		
Tangible Capital Assets (Note 11)	149,456,681	147,721,235
Prepaid Expenses	304,713	213,349
<b>Total Non-Financial Assets</b>	<b>149,761,394</b>	<b>147,934,584</b>
<b>Accumulated Surplus (Deficit) (Note 12)</b>	<b>34,809,413</b>	<b>34,463,879</b>

Contractual Obligations (Note 13)

Contractual Rights (Note 14)

Contingent Liabilities (Note 15)


Approved by the Board



Signature of the Chairperson of the Board of Education

Sept. 22, 2021


Date Signed



Signature of the Superintendent

Sept 22, 2021

Date Signed



Signature of the Secretary Treasurer

Sept 22, 2021

Date Signed

# School District No. 63 (Saanich)

## Consolidated Statement of Operations

Year Ended June 30, 2021

	2021 Budget (Note 16)	2021 Actual	2020 Actual
	\$	\$	\$
<b>Revenues</b>			
Provincial Grants			
Ministry of Education	84,504,479	<b>87,228,702</b>	75,041,298
Other	41,200	<b>127,750</b>	144,900
Federal Grants			52,923
Tuition	1,627,500	<b>2,024,160</b>	4,698,186
Other Revenue	6,798,103	<b>6,847,577</b>	9,031,088
Rentals and Leases	390,000	<b>357,692</b>	378,889
Investment Income	235,975	<b>222,422</b>	392,831
Amortization of Deferred Capital Revenue	4,784,792	<b>4,784,790</b>	4,516,804
<b>Total Revenue</b>	<u>98,382,049</u>	<u><b>101,593,093</b></u>	<u>94,256,919</u>
<b>Expenses (Note 17)</b>			
Instruction	83,190,365	<b>80,361,568</b>	73,791,216
District Administration	3,405,111	<b>3,038,162</b>	3,153,166
Operations and Maintenance	16,657,241	<b>15,994,160</b>	14,094,717
Transportation and Housing	1,877,095	<b>1,853,669</b>	1,493,328
<b>Total Expense</b>	<u>105,129,812</u>	<u><b>101,247,559</b></u>	<u>92,532,427</u>
<b>Surplus (Deficit) for the year</b>	<u>(6,747,763)</u>	<u><b>345,534</b></u>	<u>1,724,492</u>
<b>Accumulated Surplus (Deficit) from Operations, beginning of year</b>		<b>34,463,879</b>	32,739,387
<b>Accumulated Surplus (Deficit) from Operations, end of year</b>		<u><u><b>34,809,413</b></u></u>	<u>34,463,879</u>

# School District No. 63 (Saanich)

Consolidated Statement of Changes in Net Debt  
Year Ended June 30, 2021

	2021 Budget (Note 16) \$	2021 Actual \$	2020 Actual \$
<b>Surplus (Deficit) for the year</b>	(6,747,763)	<b>345,534</b>	1,724,492
<b>Effect of change in Tangible Capital Assets</b>			
Acquisition of Tangible Capital Assets	(622,351)	<b>(8,037,116)</b>	(6,935,522)
Amortization of Tangible Capital Assets	6,301,668	<b>6,301,670</b>	6,027,000
<b>Total Effect of change in Tangible Capital Assets</b>	5,679,317	<b>(1,735,446)</b>	(908,522)
Acquisition of Prepaid Expenses	(250,000)	<b>(304,713)</b>	(213,349)
Use of Prepaid Expenses	213,349	<b>213,349</b>	254,260
<b>Total Effect of change in Other Non-Financial Assets</b>	(36,651)	<b>(91,364)</b>	40,911
<b>(Increase) Decrease in Net Debt, before Net Remeasurement Gains (Losses)</b>	<u>(1,105,097)</u>	<b>(1,481,276)</b>	856,881
<b>Net Remeasurement Gains (Losses)</b>			
<b>(Increase) Decrease in Net Debt</b>		<b>(1,481,276)</b>	856,881
<b>Net Debt, beginning of year</b>		<b>(113,470,705)</b>	(114,327,586)
<b>Net Debt, end of year</b>		<b>(114,951,981)</b>	(113,470,705)

# School District No. 63 (Saanich)

Statement 5

## Consolidated Statement of Cash Flows

Year Ended June 30, 2021

	2021 Actual	2020 Actual
	\$	\$
<b>Operating Transactions</b>		
Surplus (Deficit) for the year	345,534	1,724,492
Changes in Non-Cash Working Capital		
Decrease (Increase)		
Accounts Receivable	139,794	469,258
Prepaid Expenses	(91,364)	40,911
Increase (Decrease)		
Accounts Payable and Accrued Liabilities	282,602	(266,360)
Unearned Revenue	904,028	(1,914,685)
Deferred Revenue	(380,110)	325,430
Employee Future Benefits	261,532	209,099
Amortization of Tangible Capital Assets	6,301,670	6,027,000
Amortization of Deferred Capital Revenue	(4,784,790)	(4,516,804)
Construction Works Deposit	(421,300)	
<b>Total Operating Transactions</b>	<b>2,557,596</b>	<b>2,098,341</b>
<b>Capital Transactions</b>		
Tangible Capital Assets Purchased	(2,680,120)	(2,636,575)
Tangible Capital Assets -WIP Purchased	(5,356,996)	(4,298,947)
<b>Total Capital Transactions</b>	<b>(8,037,116)</b>	<b>(6,935,522)</b>
<b>Financing Transactions</b>		
Capital Revenue Received	5,040,868	6,311,857
<b>Total Financing Transactions</b>	<b>5,040,868</b>	<b>6,311,857</b>
<b>Investing Transactions</b>		
Proceeds on Disposal of Portfolio Investments	(5,444)	6,419
<b>Total Investing Transactions</b>	<b>(5,444)</b>	<b>6,419</b>
<b>Net Increase (Decrease) in Cash and Cash Equivalents</b>	<b>(444,096)</b>	<b>1,481,095</b>
<b>Cash and Cash Equivalents, beginning of year</b>	<b>22,220,286</b>	<b>20,739,191</b>
<b>Cash and Cash Equivalents, end of year</b>	<b>21,776,190</b>	<b>22,220,286</b>
<b>Cash and Cash Equivalents, end of year, is made up of:</b>		
Cash	10,037,731	11,639,653
Cash Equivalents	11,738,459	10,580,633
	<b>21,776,190</b>	<b>22,220,286</b>

**SCHOOL DISTRICT No. 63 (SAANICH)**  
**NOTES TO CONSOLIDATED FINANCIAL STATEMENTS**  
**YEAR ENDED JUNE 30, 2021**

---

**NOTE 1            AUTHORITY AND PURPOSE**

The school district operates under authority of the *School Act* of British Columbia as a corporation under the name of "The Board of Education of School District No. 63 (Saanich)", and operates as "School District No. 63 (Saanich)". A board of education ("Board") is elected for a four-year term and governs the school district. The school district provides educational programs to students enrolled in schools in the district, and is principally funded by the Province of British Columbia through the Ministry of Education. School District No. 63 (Saanich) is exempt from federal and provincial corporate income taxes.

The COVID 19 outbreak was declared a pandemic by the World Health Organization in March 2020 and has had a significant financial, market and social dislocating impact worldwide. Under direction of the Provincial Health Officer, all schools suspended in-class instruction in March 2020 and the school district remained open to continue to support students and families in a variety of ways. Parents were given the choice to send their children back to school on a gradual and part-time basis beginning June 1, 2020 and full-time beginning September 1, 2020 with new health and safety guidelines. The ongoing impact of the pandemic presents uncertainty over future cash flows, may have a significant impact on future operations including decreases in revenue, impairment of receivables, reduction in investment income and delays in completing capital project work. As the situation is dynamic and the ultimate duration and magnitude of the impact are not known, an estimate of the future financial effect on the school district is not practicable at this time.

**NOTE 2            SUMMARY OF SIGNIFICANT ACCOUNTING POLICIES**

The financial statements of the school district are prepared by management in accordance with the basis of accounting described below. Significant accounting policies of the school district are as follows:

a) Basis of Accounting

The consolidated financial statements have been prepared in accordance with Section 23.1 of the *Budget Transparency and Accountability Act* of the Province of British Columbia. This Section requires that the financial statements be prepared in accordance with Canadian public sector accounting standards except in regard to the accounting for government transfers as set out in Notes 2(g) and 2(m).

In November, 2011, Treasury Board provided a directive through Restricted Contributions Regulation 198/2011 providing direction for the reporting of restricted contributions whether they are received or receivable by the school district before or after this regulation was in effect.

As noted in notes 2(g) and 2(m), Section 23.1 of the *Budget Transparency and Accountability Act* and its related regulations require the school district to recognize government transfers for the acquisition of capital assets into revenue on the same basis as the related amortization expense.

As these transfers do not contain stipulations that create a liability, Canadian public sector accounting standards would require that:

- government transfers, which do not contain a stipulation that creates a liability, be recognized as revenue by the recipient when approved by the transferor and the eligibility criteria have been met in accordance with public sector accounting standard PS3410; and
- externally restricted contributions be recognized as revenue in the period in which the resources are used for the purpose or purposes specified in accordance with public sector accounting standard PS3100.



**SCHOOL DISTRICT No. 63 (SAANICH)**  
**NOTES TO CONSOLIDATED FINANCIAL STATEMENTS**  
**YEAR ENDED JUNE 30, 2021**

---

**NOTE 2      SUMMARY OF SIGNIFICANT ACCOUNTING POLICIES (continued)**

a) Basis of Accounting (continued)

As a result, revenue recognized in the statement of operations and certain related deferred capital revenue would be recorded differently under Canadian Public Sector Accounting Standards.

b) Basis of Consolidation

These consolidated financial statements reflect the assets, liabilities, revenues, and expenses of the reporting entity, which is comprised of all controlled entities. School District No. 63 Business Company is 100 percent owned by the school district. The transactions of the Business Company are accounted for using the consolidation method. Inter-departmental transactions and organizational transactions have been eliminated.

c) Cash and Cash Equivalents

Cash and cash equivalents include cash and highly liquid securities that are readily convertible to known amounts of cash and that are subject to an insignificant risk of change in value. These cash equivalents generally have a maturity of three months or less at acquisition and are held for the purpose of meeting short-term cash commitments rather than for investing.

d) Accounts Receivable

Accounts receivable are measured at amortized cost and shown net of allowance for doubtful accounts.

e) Portfolio Investments

The school district has investments in Guaranteed Investment Certificates (GICs) with terms to maturity of greater than one year. GICs are reported at cost.

f) Unearned Revenue

Unearned revenue includes tuition fees received for courses to be delivered in future periods and receipt of proceeds for services or products to be delivered in a future period. Revenue will be recognized in that future period when the courses, services, or products are provided.

g) Deferred Revenue and Deferred Capital Revenue

Deferred revenue includes contributions received with stipulations that meet the description of restricted contributions in the Restricted Contributions Regulation 198/2011 issued by Treasury Board. When restrictions are met, deferred revenue is recognized as revenue in the fiscal year in a manner consistent with the circumstances and evidence used to support the initial recognition of the contributions received as a liability as detailed in Note 2 (m).

Funding received for the acquisition of depreciable tangible capital assets is recorded as deferred capital revenue and amortized over the life of the asset acquired as revenue in the statement of operations.

**SCHOOL DISTRICT No. 63 (SAANICH)**  
**NOTES TO CONSOLIDATED FINANCIAL STATEMENTS**  
**YEAR ENDED JUNE 30, 2021**

---

**NOTE 2      SUMMARY OF SIGNIFICANT ACCOUNTING POLICIES (continued)**

g) Deferred Revenue and Deferred Capital Revenue (continued)

This accounting treatment is not consistent with the requirements of Canadian public sector accounting standards, which require that government transfers be recognized as revenue when approved by the transferor and eligibility criteria have been met unless the transfer contains a stipulation that creates a liability in which case the transfer is recognized as revenue over the period that the liability is extinguished.

h) Employee Future Benefits

The school district provides certain post-employment benefits including vested and non-vested benefits for certain employees pursuant to certain contracts and union agreements.

The school district accrues its obligations and related costs including both vested and non-vested benefits under employee future benefit plans. Benefits include vested sick leave, accumulating non-vested sick leave, early retirement, retirement/severance, vacation, overtime and death benefits. The benefits cost is actuarially determined using the projected unit credit method pro-rated on service and using management's best estimate of expected salary escalation, termination rates, retirement rates and mortality. The discount rate used to measure obligations is based on the cost of borrowing. The cumulative unrecognized actuarial gains and losses are amortized over the expected average remaining service lifetime (EARSL) of active employees covered under the plan.

The most recent valuation of the obligation was performed at March 31, 2019 and projected to March 31, 2022. The next valuation will be performed at March 31, 2022 for use at June 30, 2022. For the purposes of determining the financial position of the plans and the employee future benefit costs, a measurement date of March 31 was adopted for all periods subsequent to July 1, 2004.

The school district and its employees make contributions to the Teachers' Pension Plan and Municipal Pension Plan. The plans are multi-employer plans where assets and obligations are not separated. The costs are expensed as incurred.

i) Liability for Contaminated Sites

Contaminated sites are a result of contamination being introduced into air, soil, water or sediment of a chemical, organic or radioactive material or live organism that exceeds an environmental standard. The liability is recorded net of any expected recoveries. A liability for remediation of contaminated sites is recognized when a site is not in productive use and all the following criteria are met:

- an environmental standard exists;
- contamination exceeds the environmental standard;
- the school district:
  - is directly responsible; or
  - accepts responsibility;

**SCHOOL DISTRICT No. 63 (SAANICH)**  
**NOTES TO CONSOLIDATED FINANCIAL STATEMENTS**  
**YEAR ENDED JUNE 30, 2021**

---

**NOTE 2**      **SUMMARY OF SIGNIFICANT ACCOUNTING POLICIES (continued)**

i) Liability for Contaminated Sites (continued)

- it is expected that future economic benefits will be given up; and
- a reasonable estimate of the amount can be made.

The liability is recognized as management's estimate of the cost of remediation including operation, maintenance and monitoring that are an integral part of the remediation strategy for a contaminated site.

j) Tangible Capital Assets

The following criteria apply:

- Tangible capital assets acquired or constructed are recorded at cost which includes amounts that are directly related to the acquisition, design, construction, development, improvement or betterment of the assets. Cost also includes overhead directly attributable to construction as well as interest costs that are directly attributable to the acquisition or construction of the asset.
- Donated tangible capital assets are recorded at their fair market value on the date of donation, except in circumstances where fair value cannot be reasonably determined, which are then recognized at nominal value. Transfers of capital assets from related parties are recorded at carrying value.
- Work-in-progress is recorded as an acquisition to the applicable asset class at substantial completion.
- Tangible capital assets are written down to residual value when conditions indicate they no longer contribute to the ability of the school district to provide services or when the value of future economic benefits associated with the sites and buildings are less than their net book value. The write-downs are accounted for as expenses in the Consolidated Statement of Operations.
- Buildings that are demolished or destroyed are written-off.
- Works of art, historic assets and other intangible assets are not recorded as assets in these consolidated financial statements.
- The cost, less residual value, of tangible capital assets (excluding sites), is amortized on a straight-line basis over the estimated useful life of the asset. Work in progress is not amortized until available for productive use. It is management's responsibility to determine the appropriate useful lives for tangible capital assets. These useful lives are reviewed on a regular basis or if significant events initiate the need to revise. Estimated useful life is as follows:

Buildings	40 years
Furniture & Equipment	10 years
Vehicles	10 years
Computer Software	5 years
Computer Hardware	5 years

**SCHOOL DISTRICT No. 63 (SAANICH)**  
**NOTES TO CONSOLIDATED FINANCIAL STATEMENTS**  
**YEAR ENDED JUNE 30, 2021**

---

**NOTE 2      SUMMARY OF SIGNIFICANT ACCOUNTING POLICIES (continued)**

k) Prepaid Expenses

Amounts for insurance and other services are included as a prepaid expense and stated at acquisition cost and are charged to expense over the periods expected to benefit from it.

l) Funds and Reserves

Certain amounts, as approved by the Board are set aside in accumulated surplus for future operating and capital purposes. Transfers to and from funds and reserves are an adjustment to the respective fund when approved (see Note 12 – Accumulated Surplus).

m) Revenue Recognition

Revenues are recognized on an accrual basis in the period in which the transactions or events occurred that gave rise to the revenues, the amounts are considered to be collectible and can be reasonably estimated.

Contributions received or where eligibility criteria have been met are recognized as revenue except where the contribution meets the criteria for deferral as described below. Eligibility criteria are the criteria that the school district has to meet in order to receive the contributions including authorization by the transferring government.

For contributions subject to a legislative or contractual stipulation or restriction as to their use, revenue is recognized as follows:

- Non-capital contributions for specific purposes are recorded as deferred revenue and recognized as revenue in the year related expenses are incurred,
- Contributions restricted for site acquisitions are recorded as revenue when the sites are purchased, and
- Contributions restricted for tangible capital assets acquisitions other than sites are recorded as deferred capital revenue and amortized over the useful life of the related assets.

Donated tangible capital assets other than sites are recorded at fair market value and amortized over the useful life of the assets. Donated sites are recorded as revenue at fair market value when received or receivable.

The accounting treatment for restricted contributions that are government transfers is not consistent with the requirements of Canadian public sector accounting standards, which require that government transfers be recognized as revenue when approved by the transferor and eligibility criteria have been met unless the transfer contains a stipulation that meets the criteria for liability recognition in which case the transfer is recognized as revenue over the period that the liability is extinguished.

Revenue related to fees or services received in advance of the fee being earned or the service is performed is deferred and recognized when the fee is earned or service performed.

Investment income is reported in the period earned. When required by the funding party or related Act, investment income earned on deferred revenue is added to the deferred revenue balance.

**SCHOOL DISTRICT No. 63 (SAANICH)**  
**NOTES TO CONSOLIDATED FINANCIAL STATEMENTS**  
**YEAR ENDED JUNE 30, 2021**

---

**NOTE 2      SUMMARY OF SIGNIFICANT ACCOUNTING POLICIES (*continued*)**

n) Expenditures

Expenses are reported on an accrual basis. The cost of all goods consumed and services received during the year is expensed.

Categories of Salaries

- Principals and Vice-Principals employed under an administrative officer contract are categorized as Principals and Vice-Principals.
- Superintendents, Assistant Superintendents, Secretary-Treasurers, Directors of Instruction, Trustees and other employees excluded from union contracts are categorized as Other Professionals.

Allocation of Costs

- Operating expenses are reported by function, program, and object. Whenever possible, expenditures are determined by actual identification. Additional costs pertaining to specific instructional programs, such as special and indigenous education, are allocated to these programs. All other costs are allocated to related programs.
- Actual salaries of personnel assigned to two or more functions or programs are allocated based on the time spent in each function and program. School-based clerical salaries are allocated to school administration and partially to other programs to which they may be assigned. Principals and Vice-Principals salaries are allocated to school administration and may be partially allocated to other programs to recognize their other responsibilities.
- Employee benefits and allowances are allocated to the same programs, and in the same proportions, as the individual's salary.
- Supplies and services are allocated based on actual program identification.

o) Financial Instruments

A contract establishing a financial instrument creates, at its inception, rights and obligations to receive or deliver economic benefits. The financial assets and financial liabilities portray these rights and obligations in the financial statements. The school district recognizes a financial instrument when it becomes a party to a financial instrument contract.

Financial instruments consist of cash and cash equivalents, accounts receivable, portfolio investments, construction security deposit, and accounts payable and accrued liabilities. All financial assets and liabilities are recorded at cost or amortized cost and the associated transaction costs are added to the carrying value of these investments upon initial recognition. Transaction costs are incremental costs directly attributable to the acquisition or issue of a financial asset or a financial liability.

All financial assets are tested annually for impairment. When financial assets are impaired, impairment losses are recorded in the consolidated statement of operations. A write-down of a portfolio investment to reflect a loss in value is not reversed for a subsequent increase in value.

For financial instruments measured using amortized cost, the effective interest rate method is used to determine interest revenue or expense.

**SCHOOL DISTRICT No. 63 (SAANICH)**  
**NOTES TO CONSOLIDATED FINANCIAL STATEMENTS**  
**YEAR ENDED JUNE 30, 2021**

---

**NOTE 2      SUMMARY OF SIGNIFICANT ACCOUNTING POLICIES *(continued)***

p) Measurement Uncertainty

Preparation of consolidated financial statements in accordance with the basis of accounting described in Note 2(a) requires management to make estimates and assumptions that impact reported amounts of assets and liabilities at the date of the consolidated financial statements and revenues and expenses during the reporting periods. Areas requiring the use of management estimates relate to the potential impairment of assets, liabilities for contaminated sites, rates for amortization and estimated employee future benefits. Actual results could differ from those estimates.

q) Future Changes in Accounting Policies

PS 3280 Asset Retirement Obligations issued August 2018 establishes standards for recognition, measurement, presentation and disclosure of legal obligations associated with the retirement of tangible capital assets and is effective July 1, 2022. A liability will be recognized when, as at the financial reporting date:

- (a) there is a legal obligation to incur retirement costs in relation to a tangible capital asset;
- (b) the past transaction or event giving rise to the liability has occurred;
- (c) it is expected that future economic benefits will be given up; and
- (d) a reasonable estimate of the amount can be made.

Liabilities are recognized for statutory, contractual or legal obligations associated with the retirement of tangible capital assets when those obligations result from the acquisition, construction, development or normal operation of the assets. The obligations are measured initially at fair value, determined using present value methodology, and the resulting costs capitalized into the carrying amount of the related tangible capital asset. In subsequent periods, the liability is adjusted for accretion and any changes in the amount or timing of the underlying future cash flows. The capitalized asset retirement cost is amortized on the same basis as the related asset and accretion expense is included in the Consolidated Statement of Operations.

Management is in the process of assessing the impact of adopting this standard on the school district's financial results.

PS 3400 Revenue issued November 2018 establishes standards on how to account for and report on revenue and is effective July 1, 2023. Specifically, it differentiates between revenue arising from transactions that include performance obligations, referred to as "exchange transactions", and transactions that do not have performance obligations, referred to as "non-exchange transactions".

Revenue from transactions with performance obligations should be recognized when (or as) the school district satisfies a performance obligation by providing the promised goods or services to a payor.

Revenue from transactions with no performance obligations should be recognized when a school district:

- (a) has the authority to claim or retain an inflow of economic resources; and
- (b) identifies a past transaction or event that gives rise to an asset.

**SCHOOL DISTRICT No. 63 (SAANICH)**  
**NOTES TO CONSOLIDATED FINANCIAL STATEMENTS**  
**YEAR ENDED JUNE 30, 2021**

**NOTE 2      SUMMARY OF SIGNIFICANT ACCOUNTING POLICIES (continued)**

q) Future Changes in Accounting Policies (continued)

This standard may be applied retroactively or prospectively. Management is in the process of assessing the impact of adopting this standard on the school district's financial results.

**NOTE 3      ACCOUNTS RECEIVABLE – OTHER RECEIVABLES**

	June 30, 2021	June 30, 2020
	\$	\$
Due from Federal Government	127,003	135,624
Other	165,560	31,430
BCPSEA and PEBT benefit surplus	1,504,038	1,669,368
	1,796,601	1,836,422

**NOTE 4      PORTFOLIO INVESTMENTS**

	June 30, 2021	June 30, 2020
Investments measured at cost:	\$	\$
GIC's	202,909	197,465

**NOTE 5      CONSTRUCTION SECURITY DEPOSIT**

The school district paid a deposit to District of Saanich as security for performance of various obligations during construction in progress at Children's Development Centre. The District expects to complete all works and services required and be refunded the deposit when construction is complete in 2022.

**SCHOOL DISTRICT No. 63 (SAANICH)**  
**NOTES TO CONSOLIDATED FINANCIAL STATEMENTS**  
**YEAR ENDED JUNE 30, 2021**

**NOTE 6      ACCOUNTS PAYABLE AND ACCRUED LIABILITIES – OTHER**

	June 30, 2021	June 30, 2020
	\$	\$
Trade payables	1,221,884	1,611,726
Salaries and benefits payable	7,529,650	6,987,742
Accrued vacation pay	522,958	392,422
	9,274,492	8,991,890

**NOTE 7      UNEARNED REVENUE**

	June 30, 2021	June 30, 2020
	\$	\$
Balance, beginning of year	3,290,886	5,205,571
Changes for the year:		
Increase:		
Tuition fees collected	2,638,747	2,161,930
Homestay fees collected	1,431,545	1,128,956
Decrease:	4,070,292	3,290,886
Tuition fees recognized as revenue	(2,024,160)	(3,438,591)
Homestay fees recognized as revenue	(1,142,104)	(1,766,980)
Net changes for the year	904,028	(1,914,686)
Balance, end of year	4,194,914	3,290,886



**SCHOOL DISTRICT No. 63 (SAANICH)**  
**NOTES TO CONSOLIDATED FINANCIAL STATEMENTS**  
**YEAR ENDED JUNE 30, 2021**

**NOTE 8      DEFERRED REVENUE**

Deferred revenue includes unspent grants and contributions received that meet the description of a restricted contribution in the Restricted Contributions Regulation 198/2011 issued by Treasury Board, i.e., the stipulations associated with those grants and contributions have not yet been fulfilled.

	June 30, 2021	June 30, 2020
	\$	\$
Balance, beginning of year	2,009,398	1,683,968
Changes for the year:		
Increase:		
Provincial Grants	12,807,466	9,552,162
Other	1,809,786	2,827,638
Investment Income	5,796	35,975
	14,623,048	12,415,775
Decrease:		
Transfers to Revenue	(14,960,601)	(11,568,437)
Recovered	(42,557)	-
CUPE Strike Savings	-	(521,908)
Net changes for the year	(380,110)	325,430
Balance, end of year	1,629,288	2,009,398

**SCHOOL DISTRICT No. 63 (SAANICH)**  
**NOTES TO CONSOLIDATED FINANCIAL STATEMENTS**  
**YEAR ENDED JUNE 30, 2021**

**NOTE 9 DEFERRED CAPITAL REVENUE**

Deferred capital revenue includes grants and contributions received that are restricted by the contributor for the acquisition of tangible capital assets that meet the description of a restricted contribution in the Restricted Contributions Regulation 198/2011 issued by Treasury Board. Once spent, the contributions are amortized into revenue over the life of the asset acquired.

	June 30, 2021	June 30, 2020
Balance, deferred capital revenue, subject to amortization, beginning of year	\$ 117,559,660	\$ 113,925,993
Changes for the year:		
Increase:		
Capital Additions	1,241,135	1,447,310
Transfer from work in progress	4,601,084	6,703,161
Decrease:		
Amortization	(4,784,790)	(4,516,804)
Net changes for the year	<u>1,057,429</u>	<u>3,633,667</u>
Balance, deferred capital revenue, subject to amortization, end of year	<u>118,617,089</u>	<u>117,559,660</u>
Balance, deferred capital revenue, not subject to amortization, beginning of year	2,540,315	5,458,018
Transfer from unspent deferred capital revenue – work in progress	5,257,302	3,785,458
Transfer completed projects to deferred capital revenue	<u>(4,601,084)</u>	<u>(6,703,161)</u>
Balance, deferred capital revenue not subject to amortization, end of year	<u>3,196,533</u>	<u>2,540,315</u>
Balance, unspent deferred capital revenue, beginning of year	1,543,212	464,123
Changes for the year:		
Increase:		
Provincial Grants, Ministry of Education	4,495,535	3,148,300
Provincial Grants, Other	98,634	2,277,475
Investment income	1,598	27,814
Receivable from Ministry of Education – COA Draws	445,101	858,268
Decrease:		
Transferred to DCR – Capital Additions	(1,241,135)	(1,447,310)
Transferred to DCR – Work in Progress	<u>(5,257,302)</u>	<u>(3,785,458)</u>
Net changes for the year	<u>(1,457,569)</u>	<u>1,079,089</u>
Balance, unspent deferred capital revenue, end of year	<u>85,643</u>	<u>1,543,212</u>
Balance, end of year	<u>121,899,265</u>	<u>121,643,187</u>

**SCHOOL DISTRICT No. 63 (SAANICH)**  
**NOTES TO CONSOLIDATED FINANCIAL STATEMENTS**  
**YEAR ENDED JUNE 30, 2021**

**NOTE 10 EMPLOYEE FUTURE BENEFITS**

Benefits include vested sick leave, accumulating non-vested sick leave, early retirement, retirement/severance, vacation, overtime and death benefits. Funding is provided when the benefits are paid and accordingly, there are no plan assets. Although no plan assets are uniquely identified, the school district has provided for the payment of these benefits.

	June 30, 2021	June 30, 2020
<b>Reconciliation of Accrued Benefit Obligation</b>		
	\$	\$
Accrued Benefit Obligation – April 1	4,473,535	4,411,254
Service Cost	369,981	350,595
Interest Cost	104,894	112,958
Benefit Payments	(352,277)	(424,612)
Actuarial Loss	(98,013)	23,340
	4,498,120	4,473,535
<b>Reconciliation of Funded Status at End of Fiscal Year</b>		
Accrued Benefit Obligation – March 31	4,498,120	4,473,535
Market Value of Plan Assets – March 31	-	-
Funded Status – Deficit	(4,498,120)	(4,473,535)
Employer Contributions After Measurement Date	166,148	161,477
Benefits Expense After Measurement Date	(121,320)	(118,719)
Unamortized Net Actuarial Loss	365,179	604,196
	(4,088,113)	(3,826,581)
<b>Reconciliation of Change in Accrued Benefit Liability</b>		
Accrued Benefit Liability – July 1	3,826,581	3,617,482
Net expense for Fiscal Year	618,480	605,164
Employer Contributions	(356,948)	(396,065)
	4,088,113	3,826,581
<b>Components of Net Benefit Expense</b>		
	\$	\$
Service Cost	369,572	355,441
Interest Cost	107,904	110,942
Amortization of Net Actuarial (Gain)/Loss	141,004	138,781
Net Benefit Expense (Income)	618,480	605,164

**SCHOOL DISTRICT No. 63 (SAANICH)**  
**NOTES TO CONSOLIDATED FINANCIAL STATEMENTS**  
**YEAR ENDED JUNE 30, 2021**

**NOTE 10 EMPLOYEE FUTURE BENEFITS (continued)**

The significant actuarial assumptions adopted for measuring the school district's accrued benefit obligations are:

	June 30, 2021	June 30, 2020
Discount Rate – April 1	2.25%	2.50%
Discount Rate – March 31	2.50%	2.25%
Long Term Salary Growth – April 1	2.50% + seniority	2.50% + seniority
Long Term Salary Growth – March 31	2.50% + seniority	2.50% + seniority
EARSL – March 31	10.5 years	10.5 years

**NOTE 11 TANGIBLE CAPITAL ASSETS**

**Net Book Value:**

	Net Book Value 2021	Net Book Value 2020
	\$	\$
Sites	6,088,418	6,088,418
Buildings	131,658,480	131,912,001
Buildings - Work in Progress	3,153,760	2,502,927
Furniture & Equipment	5,487,892	4,553,400
Furniture & Equipment - Work in Progress	42,776	550,878
Vehicles	1,070,075	721,765
Computer Software	55,357	79,653
Computer Hardware	1,899,923	1,312,193
Total	149,456,681	147,721,235

**June 30, 2021**

Cost:	Opening Cost	Additions	Disposals	Transfers	Total 2021
	\$	\$	\$	\$	\$
Sites	6,088,418	-	-	-	6,088,418
Buildings	217,550,901	962,971	-	3,881,752	222,395,624
Work in Progress	2,502,927	4,532,585	-	(3,881,752)	3,153,760
Furniture & Equipment	6,640,573	266,036	219,097	1,332,513	8,020,025
Work in Progress	550,878	824,411	-	(1,332,513)	42,776
Vehicles	1,504,763	498,786	335,124	-	1,668,425
Computer Software	121,484	-	-	-	121,484
Computer Hardware	1,822,986	952,327	191,109	-	2,584,204
Total	236,782,930	8,037,116	745,330	-	244,074,716

**SCHOOL DISTRICT No. 63 (SAANICH)**  
**NOTES TO CONSOLIDATED FINANCIAL STATEMENTS**  
**YEAR ENDED JUNE 30, 2021**

**NOTE 11 TANGIBLE CAPITAL ASSETS (continued)**

Accumulated Amortization:	Opening Accumulated Amortization	Additions	Disposals	Transfers	Total 2021
	\$	\$	\$	\$	\$
Sites	-	-	-	-	-
Buildings	85,638,900	5,098,244	-	-	90,737,144
Furniture & Equipment	2,087,173	664,057	(219,097)	-	2,532,133
Vehicles	782,998	150,476	(335,124)	-	598,350
Computer Software	41,831	24,296	-	-	66,127
Computer Hardware	510,793	364,597	(191,109)	-	684,281
<b>Total</b>	<b>89,061,695</b>	<b>6,301,670</b>	<b>(745,330)</b>	<b>-</b>	<b>94,618,035</b>

**June 30, 2020**

Cost:	Opening Cost	Additions	Disposals	Transfers	Total 2020
	\$	\$	\$	\$	\$
Sites	6,088,418	-	-	-	6,088,418
Buildings	210,681,959	1,017,582	-	5,851,360	217,550,901
Work in Progress	5,297,903	3,056,384	-	(5,851,360)	2,502,927
Furniture & Equipment	6,013,632	861,041	1,085,900	851,800	6,640,573
Work in Progress	160,115	1,242,563	-	(851,800)	550,878
Vehicles	1,782,815	17,792	295,844	-	1,504,763
Computer Software	275,923	10,697	165,136	-	121,484
Computer Hardware	1,271,783	729,463	178,260	-	1,822,986
<b>Total</b>	<b>231,572,548</b>	<b>6,935,522</b>	<b>1,725,140</b>	<b>-</b>	<b>236,782,930</b>

Accumulated Amortization:	Opening Accumulated Amortization	Additions	Disposals	Transfers	Total 2020
	\$	\$	\$	\$	\$
Sites	-	-	-	-	-
Buildings	80,701,088	4,937,812	-	-	85,638,900
Furniture & Equipment	2,571,709	601,364	1,085,900	-	2,087,173
Vehicles	900,558	178,284	295,844	-	782,998
Computer Software	151,783	55,184	165,136	-	41,831
Computer Hardware	434,697	254,356	178,260	-	510,793
<b>Total</b>	<b>84,759,835</b>	<b>6,027,000</b>	<b>1,725,140</b>	<b>-</b>	<b>89,061,695</b>

**SCHOOL DISTRICT No. 63 (SAANICH)**  
**NOTES TO CONSOLIDATED FINANCIAL STATEMENTS**  
**YEAR ENDED JUNE 30, 2021**

**NOTE 12      ACCUMULATED SURPLUS**

Accumulated surplus consists of individual fund surplus and reserves and reserve funds as follows:

	June 30, 2021	June 30, 2020
	\$	\$
Invested in tangible capital assets	27,647,868	27,626,069
Local capital surplus	244,837	159,732
Operating surplus	6,916,708	6,678,078
	34,809,413	34,463,879

Inter-fund transfers between the operating, special purpose and capital funds for the year ended June 30, 2021, were as follows:

- \$1,180,881 was transferred from the operating fund and \$258,104 was transferred from the special purpose fund totaling \$1,438,985 to the capital fund for the purchase of capital assets.
- \$99,694 tangible capital asset work in progress was transferred from the operating fund to the capital fund.
- \$82,250 was transferred from the operating fund to the local capital fund for future purchases of capital assets.

The operating surplus has been internally restricted (appropriated) by the Board for the 2021/2022 budget.

	<b>June 30, 2021</b>
	\$
School Activities	694,213
District Activities	984,527
Learning Impacts of Pandemic	234,849
Appropriated for 2021/22 Budget	2,757,247
Subtotal Internally Restricted	4,670,836
Unrestricted Operating Surplus	2,245,872
Total Available for Future Operations	6,916,708

**SCHOOL DISTRICT No. 63 (SAANICH)**  
**NOTES TO CONSOLIDATED FINANCIAL STATEMENTS**  
**YEAR ENDED JUNE 30, 2021**

**NOTE 13      CONTRACTUAL OBLIGATIONS**

The school district has entered into contracts related to capital projects with a remaining cost of approximately \$1,397,269.

The following table summarizes other contractual obligations of the school district:

\$						
Contractual Obligations	2022	2023	2024	2025	2026	Thereafter
Various purchase contracts	188,950	197,234	205,093	197,656	206,306	-

**NOTE 14      CONTRACTUAL RIGHTS**

Contractual rights are rights to economic resources arising from contracts or agreements that will result in revenues and assets in the future. The school district's contractual rights arise because of contracts entered into for lease of surplus district properties. The following table summarizes the contractual rights of the school district for future assets:

\$						
Contractual Rights	2022	2023	2024	2025	2026	Thereafter
Leases of Property	518,654	187,707	201,334	226,939	151,958	460,805

**NOTE 15      CONTINGENT LIABILITIES**

The school district, in conducting its usual business activities, is involved in various legal claims and litigation. In the event any unsettled claims are successful, management believes that such claims are not expected to have a material effect on the school district's financial position, and accordingly, no provision has been made in these financial statements for any liability that may result. Any losses arising from these actions will be recorded in the year in which the related litigation is settled.

Certain schools in the school district contain asbestos. No amount has been recorded in these financial statements with regard to this potential liability since the fair value of future removal costs cannot be reasonably estimated due to unknown timelines.

**SCHOOL DISTRICT No. 63 (SAANICH)**  
**NOTES TO CONSOLIDATED FINANCIAL STATEMENTS**  
**YEAR ENDED JUNE 30, 2021**

**NOTE 16      BUDGET FIGURES**

Budget figures included in the consolidated financial statements were approved by the Board through the adoption of an amended annual budget bylaw on February 17, 2021. The original annual budget was adopted on June 10 2020. The original and amended budgets are presented below.

	<b>2021 Amended Annual Budget</b>	<b>2021 Annual Budget</b>
<b>Revenues</b>		
	\$	\$
Provincial Grants	84,545,679	78,405,348
Tuition	1,627,500	2,235,000
Other Revenue	6,798,103	8,832,690
Rentals and Leases	390,000	400,000
Investment Income	235,975	378,000
Amortization of Deferred Capital Revenue	4,784,792	4,450,000
<b>Total Revenue</b>	<b>98,382,049</b>	<b>94,701,038</b>
<b>Expenses</b>		
Instruction	83,190,365	78,654,923
District Administration	3,405,111	3,232,749
Operations and Maintenance	16,657,241	15,001,887
Transportation and Housing	1,877,095	1,669,296
<b>Total Expense</b>	<b>105,129,812</b>	<b>98,558,855</b>
<b>Net Revenue (Expense)</b>	<b>(6,747,763)</b>	<b>(3,857,817)</b>
<b>Budgeted Allocation of Surplus</b>	<b>5,954,376</b>	<b>2,803,958</b>
<b>Budgeted Surplus (Deficit) for the year</b>	<b>(793,387)</b>	<b>(1,053,859)</b>

**NOTE 17      EXPENSE BY OBJECT**

	<u>June 30, 2021</u>	<u>June 30, 2020</u>
	\$	\$
Salaries and benefits	84,374,269	74,271,504
Services and supplies	10,571,620	12,233,923
Amortization	6,301,670	6,027,000
	<b>101,247,559</b>	<b>92,532,427</b>



**SCHOOL DISTRICT No. 63 (SAANICH)**  
**NOTES TO CONSOLIDATED FINANCIAL STATEMENTS**  
**YEAR ENDED JUNE 30, 2021**

---

**NOTE 18      EMPLOYEE PENSION PLANS**

The school district and its employees contribute to the Teachers' Pension Plan and Municipal Pension Plan (jointly trustee pension plans). The boards of trustees for these plans, representing plan members and employers, are responsible for administering the pension plans, including investing assets and administering benefits. The plans are multi-employer defined benefit pension plans. Basic pension benefits are based on a formula. As at December 31, 2020, the Teachers' Pension Plan has about 49,000 active members and approximately 40,000 retired members. As of December 31, 2020, the Municipal Pension Plan has about 220,000 active members, including approximately 28,000 from school districts.

Every three years, an actuarial valuation is performed to assess the financial position of the plans and adequacy of plan funding. The actuary determines an appropriate combined employer and member contribution rate to fund the plans. The actuary's calculated contribution rate is based on the entry-age normal cost method, which produces the long-term rate of member and employer contributions sufficient to provide benefits for average future entrants to the plans. This rate may be adjusted for the amortization of any actuarial funding surplus and will be adjusted for the amortization of any unfunded actuarial liability.

The most recent actuarial valuation of the Teachers' Pension Plan as at December 31, 2017, indicated a \$1,656 million surplus for basic pension benefits on a going concern basis.

The most recent actuarial valuation for the Municipal Pension Plan as at December 31, 2018, indicated a \$2,866 million funding surplus for basic pension benefits on a going concern basis.

The school district paid \$7,000,030 for employer contributions to the plans for the year ended June 30, 2021 (2020: \$6,127,573).

The next valuation for the Teachers' Pension Plan will be as at December 31, 2020, with results available in late 2021. The next valuation for the Municipal Pension Plan will be as at December 31, 2021, with results available in 2022.

Employers participating in the plans record their pension expense as the amount of employer contributions made during the fiscal year (defined contribution pension plan accounting). This is because the plans record accrued liabilities and accrued assets for each plan in aggregate, resulting in no consistent and reliable basis for allocating the obligation, assets and cost to individual employers participating in the plans.

**SCHOOL DISTRICT No. 63 (SAANICH)**  
**NOTES TO CONSOLIDATED FINANCIAL STATEMENTS**  
**YEAR ENDED JUNE 30, 2021**

---

**NOTE 19      RELATED PARTY TRANSACTIONS**

The school district is related through common ownership to all Province of British Columbia ministries, agencies, school districts, health authorities, colleges, universities, and crown corporations. Related parties also include key management personnel and close family members. Transactions with these entities, unless disclosed separately, are considered to be in the normal course of operations and are recorded at the exchange amount.

**NOTE 20      ECONOMIC DEPENDENCE**

The operations of the school district are dependent on continued funding from the Ministry of Education and various governmental agencies to carry out its programs. These consolidated financial statements have been prepared on a going concern basis.

**NOTE 21      RISK MANAGEMENT**

The School District has exposure to the following risks from its use of financial instruments: credit risk, market risk and liquidity risk. The Board ensures that the School District has identified its risks and ensures that management monitors and controls them.

a) Credit Risk

Credit risk is the risk of financial loss to an institution if a customer or counterparty to a financial instrument fails to meet its contractual obligations. Such risks arise principally from certain financial assets held consisting of cash and cash equivalents, amounts receivable and investments.

The school district is exposed to credit risk in the event of non-performance by a borrower. This risk is mitigated as most amounts receivable are due from the Province and are collectible.

It is management's opinion that the school district is not exposed to significant credit risk associated with its cash deposits and investments as they are placed in recognized British Columbia institutions and the school district invests solely in guaranteed investment certificates.

b) Market Risk

Market risk is the risk that the fair value or future cash flows of a financial instrument will fluctuate because of changes in market prices. Market risk is comprised of currency risk and interest rate risk.

Currency risk is the risk that the fair value or future cash flows of a financial instrument will fluctuate because of changes in the foreign exchange rates. It is management's opinion that the school district is not exposed to significant currency risk, as amounts held and purchases made in foreign currency are insignificant.

Interest rate risk is the risk that the fair value or future cash flows of a financial instrument will fluctuate because of changes in the market interest rates. The school district is exposed to interest rate risk through its investments. It is management's opinion that the school district is not exposed to significant interest rate risk as they invest solely in guaranteed investment certificates that have a maturity date of no more than 3 years.

**SCHOOL DISTRICT No. 63 (SAANICH)**  
**NOTES TO CONSOLIDATED FINANCIAL STATEMENTS**  
**YEAR ENDED JUNE 30, 2021**

---

**NOTE 21      RISK MANAGEMENT (continued)**

c) Liquidity Risk

Liquidity risk is the risk that the school district will not be able to meet its financial obligations as they become due.

The school district manages liquidity risk by continually monitoring actual and forecasted cash flows from operations and anticipated investing activities to ensure, as far as possible, that it will always have sufficient liquidity to meet its liabilities when due, under both normal and stressed conditions, without incurring unacceptable losses or risking damage to the school district's reputation.

Risk Management and insurance services for all school districts in British Columbia are provided by the Risk Management Branch of the Ministry of Finance. There have been no changes to risk exposure from 2020 related to credit, market or liquidity risks.

# School District No. 63 (Saanich)

Schedule of Changes in Accumulated Surplus (Deficit) by Fund  
Year Ended June 30, 2021

	Operating Fund	Special Purpose Fund	Capital Fund	2021 Actual	2020 Actual
	\$	\$	\$	\$	\$
<b>Accumulated Surplus (Deficit), beginning of year</b>	6,678,078		27,785,801	<b>34,463,879</b>	32,739,387
<b>Changes for the year</b>					
Surplus (Deficit) for the year	1,601,455	258,104	(1,514,025)	<b>345,534</b>	1,724,492
Interfund Transfers					
Tangible Capital Assets Purchased	(1,180,881)	(258,104)	1,438,985	-	
Tangible Capital Assets - Work in Progress	(99,694)		99,694	-	
Local Capital	(82,250)		82,250	-	
<b>Net Changes for the year</b>	<b>238,630</b>	-	<b>106,904</b>	<b>345,534</b>	<b>1,724,492</b>
<b>Accumulated Surplus (Deficit), end of year - Statement 2</b>	<b>6,916,708</b>	-	<b>27,892,705</b>	<b>34,809,413</b>	34,463,879

# School District No. 63 (Saanich)

Schedule 2 (Unaudited)

Schedule of Operating Operations

Year Ended June 30, 2021

	2021 Budget (Note 16)	2021 Actual	2020 Actual
	\$	\$	\$
<b>Revenues</b>			
Provincial Grants			
Ministry of Education	72,999,992	<b>74,291,913</b>	66,205,532
Other	41,200	<b>127,750</b>	144,900
Federal Grants			52,923
Tuition	1,627,500	<b>2,024,160</b>	4,698,186
Other Revenue	3,970,465	<b>4,826,084</b>	6,334,392
Rentals and Leases	390,000	<b>357,692</b>	378,889
Investment Income	200,000	<b>217,248</b>	354,585
<b>Total Revenue</b>	<u>79,229,157</u>	<u><b>81,844,847</b></u>	<u>78,169,407</u>
<b>Expenses</b>			
Instruction	70,772,816	<b>67,638,912</b>	62,800,277
District Administration	3,268,476	<b>2,949,823</b>	2,906,935
Operations and Maintenance	9,250,391	<b>8,238,835</b>	7,973,447
Transportation and Housing	1,394,709	<b>1,415,822</b>	1,281,784
<b>Total Expense</b>	<u>84,686,392</u>	<u><b>80,243,392</b></u>	<u>74,962,443</u>
<b>Operating Surplus (Deficit) for the year</b>	<u>(5,457,235)</u>	<u><b>1,601,455</b></u>	<u>3,206,964</u>
<b>Budgeted Appropriation (Retirement) of Surplus (Deficit)</b>	<u>5,954,376</u>		
<b>Net Transfers (to) from other funds</b>			
Tangible Capital Assets Purchased	(396,003)	<b>(1,180,881)</b>	(1,163,812)
Tangible Capital Assets - Work in Progress		<b>(99,694)</b>	(513,489)
Local Capital	(101,138)	<b>(82,250)</b>	(92,138)
<b>Total Net Transfers</b>	<u>(497,141)</u>	<u><b>(1,362,825)</b></u>	<u>(1,769,439)</u>
<b>Total Operating Surplus (Deficit), for the year</b>	<u>-</u>	<u><b>238,630</b></u>	<u>1,437,525</u>
<b>Operating Surplus (Deficit), beginning of year</b>		<b>6,678,078</b>	5,240,553
<b>Operating Surplus (Deficit), end of year</b>		<u><b>6,916,708</b></u>	<u>6,678,078</u>
<b>Operating Surplus (Deficit), end of year</b>			
Internally Restricted (Note 12)		<b>4,670,836</b>	4,820,715
Unrestricted		<b>2,245,872</b>	1,857,363
<b>Total Operating Surplus (Deficit), end of year</b>		<u><u><b>6,916,708</b></u></u>	<u><u>6,678,078</u></u>

# School District No. 63 (Saanich)

Schedule 2A (Unaudited)

Schedule of Operating Revenue by Source

Year Ended June 30, 2021

	2021 Budget (Note 16)	2021 Actual	2020 Actual
	\$	\$	\$
<b>Provincial Grants - Ministry of Education</b>			
Operating Grant, Ministry of Education	72,902,887	<b>73,777,669</b>	69,978,199
ISC/LEA Recovery	(3,048,231)	<b>(2,886,687)</b>	(3,281,144)
Other Ministry of Education Grants			
Pay Equity	377,315	<b>377,315</b>	377,315
Funding for Graduated Adults	428,000	<b>542,078</b>	352,018
Student Transportation Fund	280,000	<b>280,000</b>	280,000
Carbon Tax Grant			55,579
Employer Health Tax Grant			584,971
Support Staff Wage Increase Funding			290,827
Teachers' Labour Settlement Funding	2,031,443	<b>2,031,443</b>	838,764
Early Career Mentorship Funding	155,000	<b>155,000</b>	
FSA Scorer Grant	13,769	<b>12,964</b>	12,964
Equity Scan and Access Grants			2,000
Early Learning Framework	2,131	<b>2,131</b>	2,131
Strike Savings Returned To Ministry of Education			(3,288,092)
Operating Grant Enrolment Adjustment	(142,322)	-	-
<b>Total Provincial Grants - Ministry of Education</b>	<b>72,999,992</b>	<b>74,291,913</b>	66,205,532
<b>Provincial Grants - Other</b>	<b>41,200</b>	<b>127,750</b>	144,900
<b>Federal Grants</b>		-	52,923
<b>Tuition</b>			
International and Out of Province Students	1,627,500	<b>2,024,160</b>	4,698,186
<b>Total Tuition</b>	<b>1,627,500</b>	<b>2,024,160</b>	4,698,186
<b>Other Revenues</b>			
Funding from First Nations	3,048,231	<b>2,886,687</b>	3,281,144
Miscellaneous			
Miscellaneous and School Generated	115,973	<b>603,610</b>	356,077
Cafeteria	68,000	<b>125,874</b>	111,259
Reading Recovery	52,261	<b>62,628</b>	82,941
Textbook Deposits and Distance Ed Fees	75,000	<b>98,350</b>	101,790
International and Out of Province Homestay Fees	611,000	<b>1,040,241</b>	2,388,307
Community Use	-	<b>8,694</b>	12,874
<b>Total Other Revenue</b>	<b>3,970,465</b>	<b>4,826,084</b>	6,334,392
<b>Rentals and Leases</b>	<b>390,000</b>	<b>357,692</b>	378,889
<b>Investment Income</b>	<b>200,000</b>	<b>217,248</b>	354,585
<b>Total Operating Revenue</b>	<b>79,229,157</b>	<b>81,844,847</b>	78,169,407

# School District No. 63 (Saanich)

Schedule 2B (Unaudited)

Schedule of Operating Expense by Object  
Year Ended June 30, 2021

	2021 Budget (Note 16)	2021 Actual	2020 Actual
	\$	\$	\$
<b>Salaries</b>			
Teachers	35,211,960	<b>34,200,530</b>	30,506,920
Principals and Vice Principals	4,523,136	<b>4,492,357</b>	4,408,634
Educational Assistants	5,488,364	<b>5,257,581</b>	4,733,578
Support Staff	8,674,131	<b>8,571,844</b>	7,963,113
Other Professionals	3,122,822	<b>3,146,791</b>	2,919,741
Substitutes	2,933,843	<b>3,069,686</b>	2,445,883
<b>Total Salaries</b>	<b>59,954,256</b>	<b>58,738,789</b>	52,977,869
<b>Employee Benefits</b>	15,167,502	<b>14,150,729</b>	12,903,068
<b>Total Salaries and Benefits</b>	<b>75,121,758</b>	<b>72,889,518</b>	65,880,937
<b>Services and Supplies</b>			
Services	2,979,979	<b>2,950,331</b>	4,650,249
Professional Development and Travel	745,260	<b>478,829</b>	516,389
Rentals and Leases	125,012	<b>105,124</b>	92,429
Dues and Fees	342,400	<b>353,722</b>	336,159
Insurance	172,000	<b>157,887</b>	167,891
Supplies	3,600,403	<b>1,773,681</b>	1,960,575
Utilities	1,599,580	<b>1,534,300</b>	1,357,814
<b>Total Services and Supplies</b>	<b>9,564,634</b>	<b>7,353,874</b>	9,081,506
<b>Total Operating Expense</b>	<b>84,686,392</b>	<b>80,243,392</b>	74,962,443

# School District No. 63 (Saanich)

Schedule 2C (Unaudited)

Operating Expense by Function, Program and Object

Year Ended June 30, 2021

	Teachers Salaries	Principals and Vice Principals Salaries	Educational Assistants Salaries	Support Staff Salaries	Other Professionals Salaries	Substitutes Salaries	Total Salaries
	\$	\$	\$	\$	\$	\$	\$
<b>1 Instruction</b>							
1.02 Regular Instruction	26,763,637	755,821	185,412	529,436		2,438,959	30,673,265
1.03 Career Programs	264,474		121,456	53,727			439,657
1.07 Library Services	752,940			312,901		63,010	1,128,851
1.08 Counselling	778,470	26,307				9,438	814,215
1.10 Special Education	3,884,310	225,314	4,655,183	199,689	745,442	196,789	9,906,727
1.30 English Language Learning	715,842					9,671	725,513
1.31 Indigenous Education	313,842	155,559	295,530	28,006	50,149	17,849	860,935
1.41 School Administration		3,189,053		1,719,295		16,205	4,924,553
1.62 International and Out of Province Students	617,106	140,303		324,273	164,385		1,246,067
<b>Total Function 1</b>	<b>34,090,621</b>	<b>4,492,357</b>	<b>5,257,581</b>	<b>3,167,327</b>	<b>959,976</b>	<b>2,751,921</b>	<b>50,719,783</b>
<b>4 District Administration</b>							
4.11 Educational Administration				39,457	782,532		821,989
4.40 School District Governance					121,691		121,691
4.41 Business Administration				359,680	719,105	436	1,079,221
<b>Total Function 4</b>	<b>-</b>	<b>-</b>	<b>-</b>	<b>399,137</b>	<b>1,623,328</b>	<b>436</b>	<b>2,022,901</b>
<b>5 Operations and Maintenance</b>							
5.41 Operations and Maintenance Administration	109,909			116,375	464,784	44,236	735,304
5.50 Maintenance Operations				3,777,437		155,567	3,933,004
5.52 Maintenance of Grounds				462,165			462,165
5.56 Utilities							-
<b>Total Function 5</b>	<b>109,909</b>	<b>-</b>	<b>-</b>	<b>4,355,977</b>	<b>464,784</b>	<b>199,803</b>	<b>5,130,473</b>
<b>7 Transportation and Housing</b>							
7.41 Transportation and Housing Administration				56,979	98,703		155,682
7.70 Student Transportation				592,424		117,526	709,950
<b>Total Function 7</b>	<b>-</b>	<b>-</b>	<b>-</b>	<b>649,403</b>	<b>98,703</b>	<b>117,526</b>	<b>865,632</b>
<b>9 Debt Services</b>							
<b>Total Function 9</b>	<b>-</b>	<b>-</b>	<b>-</b>	<b>-</b>	<b>-</b>	<b>-</b>	<b>-</b>
<b>Total Functions 1 - 9</b>	<b>34,200,530</b>	<b>4,492,357</b>	<b>5,257,581</b>	<b>8,571,844</b>	<b>3,146,791</b>	<b>3,069,686</b>	<b>58,738,789</b>



# School District No. 63 (Saanich)

Schedule 2C (Unaudited)

Operating Expense by Function, Program and Object

Year Ended June 30, 2021

	Total Salaries	Employee Benefits	Total Salaries and Benefits	Services and Supplies	2021 Actual	2021 Budget (Note 16)	2020 Actual
	\$	\$	\$	\$	\$	\$	\$
<b>1 Instruction</b>							
1.02 Regular Instruction	30,673,265	7,397,137	38,070,402	2,065,414	40,135,816	41,479,187	34,544,016
1.03 Career Programs	439,657	114,096	553,753	401,733	955,486	1,083,701	1,089,640
1.07 Library Services	1,128,851	279,084	1,407,935	58,113	1,466,048	1,428,050	1,293,564
1.08 Counselling	814,215	195,158	1,009,373	347	1,009,720	1,160,736	1,363,621
1.10 Special Education	9,906,727	2,570,485	12,477,212	453,670	12,930,882	14,758,387	11,401,491
1.30 English Language Learning	725,513	174,365	899,878	1,526	901,404	804,966	939,589
1.31 Indigenous Education	860,935	169,732	1,030,667	53,716	1,084,383	1,274,835	1,021,577
1.41 School Administration	4,924,553	1,117,976	6,042,529	104,450	6,146,979	6,055,557	5,806,078
1.62 International and Out of Province Students	1,246,067	303,250	1,549,317	1,458,877	3,008,194	2,727,397	5,340,701
<b>Total Function 1</b>	<b>50,719,783</b>	<b>12,321,283</b>	<b>63,041,066</b>	<b>4,597,846</b>	<b>67,638,912</b>	<b>70,772,816</b>	<b>62,800,277</b>
<b>4 District Administration</b>							
4.11 Educational Administration	821,989	154,530	976,519	65,661	1,042,180	1,105,498	993,684
4.40 School District Governance	121,691	6,193	127,884	67,142	195,026	198,120	207,455
4.41 Business Administration	1,079,221	247,580	1,326,801	385,816	1,712,617	1,964,858	1,705,796
<b>Total Function 4</b>	<b>2,022,901</b>	<b>408,303</b>	<b>2,431,204</b>	<b>518,619</b>	<b>2,949,823</b>	<b>3,268,476</b>	<b>2,906,935</b>
<b>5 Operations and Maintenance</b>							
5.41 Operations and Maintenance Administration	735,304	129,164	864,468	351,957	1,216,425	1,453,228	1,142,934
5.50 Maintenance Operations	3,933,004	958,027	4,891,031	40,160	4,931,191	5,633,169	4,929,128
5.52 Maintenance of Grounds	462,165	123,593	585,758	170,970	756,728	784,414	692,104
5.56 Utilities	-	-	-	1,334,491	1,334,491	1,379,580	1,209,281
<b>Total Function 5</b>	<b>5,130,473</b>	<b>1,210,784</b>	<b>6,341,257</b>	<b>1,897,578</b>	<b>8,238,835</b>	<b>9,250,391</b>	<b>7,973,447</b>
<b>7 Transportation and Housing</b>							
7.41 Transportation and Housing Administration	155,682	36,164	191,846	19,695	211,541	201,651	176,129
7.70 Student Transportation	709,950	174,195	884,145	320,136	1,204,281	1,193,058	1,105,655
<b>Total Function 7</b>	<b>865,632</b>	<b>210,359</b>	<b>1,075,991</b>	<b>339,831</b>	<b>1,415,822</b>	<b>1,394,709</b>	<b>1,281,784</b>
<b>9 Debt Services</b>							
<b>Total Function 9</b>	-	-	-	-	-	-	-
<b>Total Functions 1 - 9</b>	<b>58,738,789</b>	<b>14,150,729</b>	<b>72,889,518</b>	<b>7,353,874</b>	<b>80,243,392</b>	<b>84,686,392</b>	<b>74,962,443</b>

# School District No. 63 (Saanich)

Schedule 3 (Unaudited)

Schedule of Special Purpose Operations

Year Ended June 30, 2021

	2021 Budget (Note 16) \$	2021 Actual \$	2020 Actual \$
<b>Revenues</b>			
Provincial Grants			
Ministry of Education	11,504,487	<b>12,936,789</b>	8,835,766
Other Revenue	2,827,638	<b>2,021,493</b>	2,696,696
Investment Income	35,975	<b>2,319</b>	35,975
<b>Total Revenue</b>	<b>14,368,100</b>	<b>14,960,601</b>	11,568,437
<b>Expenses</b>			
Instruction	12,417,549	<b>12,722,656</b>	10,990,939
District Administration	136,635	<b>88,339</b>	246,231
Operations and Maintenance	1,326,367	<b>1,674,842</b>	305,814
Transportation and Housing	261,201	<b>216,660</b>	-
<b>Total Expense</b>	<b>14,141,752</b>	<b>14,702,497</b>	11,542,984
<b>Special Purpose Surplus (Deficit) for the year</b>	<b>226,348</b>	<b>258,104</b>	25,453
<b>Net Transfers (to) from other funds</b>			
Tangible Capital Assets Purchased	(226,348)	<b>(258,104)</b>	(25,453)
<b>Total Net Transfers</b>	<b>(226,348)</b>	<b>(258,104)</b>	(25,453)
<b>Total Special Purpose Surplus (Deficit) for the year</b>	<b>-</b>	<b>-</b>	-
<b>Special Purpose Surplus (Deficit), beginning of year</b>			
<b>Special Purpose Surplus (Deficit), end of year</b>		<b>-</b>	-

# School District No. 63 (Saanich)

Changes in Special Purpose Funds and Expense by Object  
Year Ended June 30, 2021

	Annual Facility Grant	Learning Improvement Fund	Special Education Equipment	Scholarships and Bursaries	Service Delivery Transformation	School Generated Funds	Strong Start	Ready, Set, Learn	OLEP
	\$	\$	\$	\$	\$	\$	\$	\$	\$
<b>Deferred Revenue, beginning of year</b>	-	36,670	5,509	-	41,969	1,604,346	-	12,613	-
<b>Add:</b> Restricted Grants									
Provincial Grants - Ministry of Education	305,814	257,923					96,000	19,600	153,792
Other				39,412		1,770,374			
Investment Income				5,796					
	305,814	257,923	-	45,208	-	1,770,374	96,000	19,600	153,792
<b>Less:</b> Allocated to Revenue	305,814	253,570	5,509	41,731	41,969	1,982,081	96,000	14,837	132,368
Recovered									
<b>Deferred Revenue, end of year</b>	-	<b>41,023</b>	-	<b>3,477</b>	-	<b>1,392,639</b>	-	<b>17,376</b>	<b>21,424</b>
<b>Revenues</b>									
Provincial Grants - Ministry of Education	305,814	253,570	5,509		41,969		96,000	14,837	132,368
Other Revenue				39,412		1,982,081			
Investment Income				2,319					
	305,814	253,570	5,509	41,731	41,969	1,982,081	96,000	14,837	132,368
<b>Expenses</b>									
Salaries									
Teachers									20,453
Principals and Vice Principals									
Educational Assistants		205,599							44,196
Support Staff							53,909		765
Other Professionals									
Substitutes									727
	-	205,599	-	-	-	-	53,909	-	66,141
Employee Benefits		47,288					13,910		12,485
Services and Supplies	305,814	683	5,509	41,731	34,213	1,965,425	28,181	14,837	53,742
	305,814	253,570	5,509	41,731	34,213	1,965,425	96,000	14,837	132,368
<b>Net Revenue (Expense) before Interfund Transfers</b>	-	-	-	-	7,756	16,656	-	-	-
<b>Interfund Transfers</b>									
Tangible Capital Assets Purchased					(7,756)	(16,656)			
	-	-	-	-	(7,756)	(16,656)	-	-	-
<b>Net Revenue (Expense)</b>	-	-	-	-	-	-	-	-	-

# School District No. 63 (Saanich)

Changes in Special Purpose Funds and Expense by Object  
Year Ended June 30, 2021

	CommunityLINK	Classroom Enhancement Fund - Overhead	Classroom Enhancement Fund - Staffing	Classroom Enhancement Fund - Remedies	First Nation Student Transportation	Mental Health in Schools	Changing Results for Young Children	Safe Return to School Grant	Federal Safe Return to Class Fund
	\$	\$	\$	\$	\$	\$	\$	\$	\$
<b>Deferred Revenue, beginning of year</b>	-	-	42,557	-	215,619	28,500	21,615	-	-
<b>Add:</b> Restricted Grants									
Provincial Grants - Ministry of Education	412,568	848,635	6,049,112	987,367	41,363	52,000	25,000	562,652	2,995,640
Other									
Investment Income									
	412,568	848,635	6,049,112	987,367	41,363	52,000	25,000	562,652	2,995,640
<b>Less:</b> Allocated to Revenue	412,568	848,635	6,049,112	987,367	137,583	57,556	35,609	562,652	2,995,640
Recovered			42,557						
<b>Deferred Revenue, end of year</b>	-	-	-	-	<b>119,399</b>	<b>22,944</b>	<b>11,006</b>	-	-
<b>Revenues</b>									
Provincial Grants - Ministry of Education	412,568	848,635	6,049,112	987,367	137,583	57,556	35,609	562,652	2,995,640
Other Revenue									
Investment Income									
	412,568	848,635	6,049,112	987,367	137,583	57,556	35,609	562,652	2,995,640
<b>Expenses</b>									
Salaries									
Teachers			4,839,290	65,927		14,550	14,593		1,450,493
Principals and Vice Principals	58,279	144,557							
Educational Assistants		194,235				10,738			26,114
Support Staff	267,613	77,694			51,885			235,239	338,278
Other Professionals		71,564							14,792
Substitutes		190,000		741,511					48,061
	325,892	678,050	4,839,290	807,438	51,885	25,288	14,593	235,239	1,877,738
Employee Benefits	83,072	158,585	1,209,822	179,929	12,392	5,060	3,898	67,520	509,729
Services and Supplies	3,604	12,000			29,835	27,208	17,118	216,164	461,681
	412,568	848,635	6,049,112	987,367	94,112	57,556	35,609	518,923	2,849,148
<b>Net Revenue (Expense) before Interfund Transfers</b>	-	-	-	-	43,471	-	-	43,729	146,492
<b>Interfund Transfers</b>									
Tangible Capital Assets Purchased					(43,471)			(43,729)	(146,492)
	-	-	-	-	(43,471)	-	-	(43,729)	(146,492)
<b>Net Revenue (Expense)</b>	-	-	-	-	-	-	-	-	-

# School District No. 63 (Saanich)

Changes in Special Purpose Funds and Expense by Object  
Year Ended June 30, 2021

Schedule 3A (Unaudited)

	<u>TOTAL</u>
	\$
<b>Deferred Revenue, beginning of year</b>	2,009,398
<b>Add:</b> Restricted Grants	
Provincial Grants - Ministry of Education	12,807,466
Other	1,809,786
Investment Income	5,796
	<u>14,623,048</u>
<b>Less:</b> Allocated to Revenue	14,960,601
Recovered	42,557
<b>Deferred Revenue, end of year</b>	<u><u>1,629,288</u></u>
<b>Revenues</b>	
Provincial Grants - Ministry of Education	12,936,789
Other Revenue	2,021,493
Investment Income	2,319
	<u>14,960,601</u>
<b>Expenses</b>	
Salaries	
Teachers	6,405,306
Principals and Vice Principals	202,836
Educational Assistants	480,882
Support Staff	1,025,383
Other Professionals	86,356
Substitutes	980,299
	<u>9,181,062</u>
Employee Benefits	2,303,690
Services and Supplies	3,217,745
	<u>14,702,497</u>
<b>Net Revenue (Expense) before Interfund Transfers</b>	<u>258,104</u>
<b>Interfund Transfers</b>	
Tangible Capital Assets Purchased	(258,104)
	<u>(258,104)</u>
<b>Net Revenue (Expense)</b>	<u><u>-</u></u>

# School District No. 63 (Saanich)

Schedule 4 (Unaudited)

## Schedule of Capital Operations

Year Ended June 30, 2021

	2021	2021 Actual			2020
	Budget (Note 16)	Invested in Tangible Capital Assets	Local Capital	Fund Balance	Actual
	\$	\$	\$	\$	\$
<b>Revenues</b>					
Investment Income	-		2,855	2,855	2,271
Amortization of Deferred Capital Revenue	4,784,792	4,784,790		4,784,790	4,516,804
<b>Total Revenue</b>	4,784,792	4,784,790	2,855	4,787,645	4,519,075
<b>Expenses</b>					
Amortization of Tangible Capital Assets					
Operations and Maintenance	6,080,483	6,080,483		6,080,483	5,815,456
Transportation and Housing	221,185	221,187		221,187	211,544
<b>Total Expense</b>	6,301,668	6,301,670	-	6,301,670	6,027,000
<b>Capital Surplus (Deficit) for the year</b>	(1,516,876)	(1,516,880)	2,855	(1,514,025)	(1,507,925)
<b>Net Transfers (to) from other funds</b>					
Tangible Capital Assets Purchased	622,351	1,438,985		1,438,985	1,189,265
Tangible Capital Assets - Work in Progress	-	99,694		99,694	513,489
Local Capital	101,138		82,250	82,250	92,138
<b>Total Net Transfers</b>	723,489	1,538,679	82,250	1,620,929	1,794,892
<b>Total Capital Surplus (Deficit) for the year</b>	(793,387)	21,799	85,105	106,904	286,967
<b>Capital Surplus (Deficit), beginning of year</b>		27,626,069	159,732	27,785,801	27,498,834
<b>Capital Surplus (Deficit), end of year</b>		27,647,868	244,837	27,892,705	27,785,801

# School District No. 63 (Saanich)

Tangible Capital Assets  
Year Ended June 30, 2021

	Sites	Buildings	Furniture and Equipment	Vehicles	Computer Software	Computer Hardware	Total
	\$	\$	\$	\$	\$	\$	\$
<b>Cost, beginning of year</b>	6,088,418	217,550,901	6,640,573	1,504,763	121,484	1,822,986	<b>233,729,125</b>
<b>Changes for the Year</b>							
Increase:							
Purchases from:							
Deferred Capital Revenue - Bylaw		854,199	5,022	366,896			<b>1,226,117</b>
Deferred Capital Revenue - Other			15,018				<b>15,018</b>
Operating Fund		108,772	215,091	88,420		768,598	<b>1,180,881</b>
Special Purpose Funds			30,905	43,470		183,729	<b>258,104</b>
Transferred from Work in Progress		3,881,752	1,332,513				<b>5,214,265</b>
	-	4,844,723	1,598,549	498,786	-	952,327	<b>7,894,385</b>
Decrease:							
Deemed Disposals			219,097	335,124	-	191,109	<b>745,330</b>
	-	-	219,097	335,124	-	191,109	<b>745,330</b>
<b>Cost, end of year</b>	6,088,418	222,395,624	8,020,025	1,668,425	121,484	2,584,204	<b>240,878,180</b>
<b>Work in Progress, end of year</b>		3,153,760	42,776				<b>3,196,536</b>
<b>Cost and Work in Progress, end of year</b>	6,088,418	225,549,384	8,062,801	1,668,425	121,484	2,584,204	<b>244,074,716</b>
<b>Accumulated Amortization, beginning of year</b>		85,638,900	2,087,173	782,998	41,831	510,793	<b>89,061,695</b>
<b>Changes for the Year</b>							
Increase: Amortization for the Year		5,098,244	664,057	150,476	24,296	364,597	<b>6,301,670</b>
Decrease:							
Deemed Disposals			219,097	335,124	-	191,109	<b>745,330</b>
			219,097	335,124	-	191,109	<b>745,330</b>
<b>Accumulated Amortization, end of year</b>		90,737,144	2,532,133	598,350	66,127	684,281	<b>94,618,035</b>
<b>Tangible Capital Assets - Net</b>	<b>6,088,418</b>	<b>134,812,240</b>	<b>5,530,668</b>	<b>1,070,075</b>	<b>55,357</b>	<b>1,899,923</b>	<b>149,456,681</b>

**School District No. 63 (Saanich)**

Schedule 4B (Unaudited)

Tangible Capital Assets - Work in Progress

Year Ended June 30, 2021

	Buildings	Furniture and Equipment	Computer Software	Computer Hardware	Total
	\$	\$	\$	\$	\$
<b>Work in Progress, beginning of year</b>	2,502,927	550,878	-	-	<b>3,053,805</b>
<b>Changes for the Year</b>					
Increase:					
Deferred Capital Revenue - Bylaw	2,770,467	824,411			<b>3,594,878</b>
Deferred Capital Revenue - Other	1,662,424				<b>1,662,424</b>
Operating Fund	99,694				<b>99,694</b>
	<u>4,532,585</u>	<u>824,411</u>	<u>-</u>	<u>-</u>	<u><b>5,356,996</b></u>
Decrease:					
Transferred to Tangible Capital Assets	3,881,752	1,332,513			<b>5,214,265</b>
	<u>3,881,752</u>	<u>1,332,513</u>	<u>-</u>	<u>-</u>	<u><b>5,214,265</b></u>
<b>Net Changes for the Year</b>	<u>650,833</u>	<u>(508,102)</u>	<u>-</u>	<u>-</u>	<u><b>142,731</b></u>
<b>Work in Progress, end of year</b>	<u><b>3,153,760</b></u>	<u><b>42,776</b></u>	<u>-</u>	<u>-</u>	<u><b>3,196,536</b></u>



# School District No. 63 (Saanich)

Schedule 4C (Unaudited)

Deferred Capital Revenue

Year Ended June 30, 2021

	Bylaw Capital	Other Provincial	Other Capital	Total Capital
	\$	\$	\$	\$
<b>Deferred Capital Revenue, beginning of year</b>	108,187,677	8,700,259	671,724	<b>117,559,660</b>
<b>Changes for the Year</b>				
Increase:				
Transferred from Deferred Revenue - Capital Additions	1,226,117	15,018		<b>1,241,135</b>
Transferred from Work in Progress	2,215,383	2,385,701		<b>4,601,084</b>
	<u>3,441,500</u>	<u>2,400,719</u>	-	<u><b>5,842,219</b></u>
Decrease:				
Amortization of Deferred Capital Revenue	4,430,607	331,824	22,359	<b>4,784,790</b>
	<u>4,430,607</u>	<u>331,824</u>	<u>22,359</u>	<u><b>4,784,790</b></u>
<b>Net Changes for the Year</b>	<u>(989,107)</u>	<u>2,068,895</u>	<u>(22,359)</u>	<u><b>1,057,429</b></u>
<b>Deferred Capital Revenue, end of year</b>	<u>107,198,570</u>	<u>10,769,154</u>	<u>649,365</u>	<u><b>118,617,089</b></u>
<b>Work in Progress, beginning of year</b>	1,517,038	1,023,277	-	<b>2,540,315</b>
<b>Changes for the Year</b>				
Increase				
Transferred from Deferred Revenue - Work in Progress	3,594,878	1,662,424		<b>5,257,302</b>
	<u>3,594,878</u>	<u>1,662,424</u>	-	<u><b>5,257,302</b></u>
Decrease				
Transferred to Deferred Capital Revenue	2,215,383	2,385,701		<b>4,601,084</b>
	<u>2,215,383</u>	<u>2,385,701</u>	-	<u><b>4,601,084</b></u>
<b>Net Changes for the Year</b>	<u>1,379,495</u>	<u>(723,277)</u>	-	<u><b>656,218</b></u>
<b>Work in Progress, end of year</b>	<u>2,896,533</u>	<u>300,000</u>	-	<u><b>3,196,533</b></u>
<b>Total Deferred Capital Revenue, end of year</b>	<u><b>110,095,103</b></u>	<u><b>11,069,154</b></u>	<u><b>649,365</b></u>	<u><b>121,813,622</b></u>

# School District No. 63 (Saanich)

Schedule 4D (Unaudited)

Changes in Unspent Deferred Capital Revenue  
Year Ended June 30, 2021

	Bylaw Capital	MEd Restricted Capital	Other Provincial Capital	Land Capital	Other Capital	Total
<b>Balance, beginning of year</b>	\$ -	\$ 153,683	\$ 1,385,985	\$ -	\$ 3,544	\$ 1,543,212
<b>Changes for the Year</b>						
Increase:						
Provincial Grants - Ministry of Education	4,940,636					4,940,636
Provincial Grants - Other			98,634			98,634
Investment Income		1,598				1,598
Transfer project surplus to MEd Restricted (from) Bylaw	(119,641)	119,641				-
	4,820,995	121,239	98,634	-	-	5,040,868
Decrease:						
Transferred to DCR - Capital Additions	1,226,117		15,018			1,241,135
Transferred to DCR - Work in Progress	3,594,878	227,625	1,434,799			5,257,302
	4,820,995	227,625	1,449,817	-	-	6,498,437
<b>Net Changes for the Year</b>	-	(106,386)	(1,351,183)	-	-	(1,457,569)
<b>Balance, end of year</b>	-	47,297	34,802	-	3,544	85,643

**School District  
Statement of Financial Information (SOFI)**

**School District No. 63 (Saanich)**

**Fiscal Year Ended June 30, 2021**

**SCHEDULE OF DEBT**

Information on all long-term debt is included in the School District Audited Financial Statements.

Prepared as required by *Financial Information Regulation*, Schedule 1, section 4

**School District  
Statement of Financial Information (SOFI)**

**School District No. 63 (Saanich)**

**Fiscal Year Ended June 30, 2021**

**SCHEDULE OF GUARANTEE AND INDEMNITY AGREEMENTS**

School District No. 63 (Saanich) has not given any guarantee or indemnity under the Guarantees and Indemnities Regulation.

Prepared as required by *Financial Information Regulation*, Schedule 1, section 5

**School District  
Statement of Financial Information (SOFI)**

**School District No. 63 (Saanich)**

**Fiscal Year Ended June 30, 2021**

**STATEMENT OF SEVERANCE AGREEMENTS**

There were no severance agreements made between School District No. 63 (Saanich) and its non-unionized employees during fiscal year 2021.

Prepared as required by *Financial Information Regulation*, Schedule 1, subsection 6(7)

**School District No. 63 (Saanich)**  
**Unaudited Schedule of Financial Information (SOFI)**  
**Fiscal Year Ended June 30, 2021**

**SCHEDULE OF REMUNERATION AND EXPENSES**

**ELECTED OFFICIALS**

NAME	ROLE	REMUNERATION		EXPENSES
DUNFORD, TIMOTHY E	CHAIR	\$	20,414	\$ 249
HOLMAN, ALICIA P	TRUSTEE	\$	17,335	\$ 249
MARTIN, VICTORIA	TRUSTEE	\$	17,335	\$ 154
MCMURPHY, ELSIE E	VICE CHAIR	\$	18,749	\$ 129
SILZER, NOLA MARIE	TRUSTEE	\$	17,335	\$ 249
STELCK, SHEILA E	TRUSTEE	\$	17,335	\$ 395
VANWELL, TERI LYN	TRUSTEE	\$	17,335	\$ 249
TOTAL FOR ELECTED OFFICIALS		\$	125,840	\$ 1,675

Prepared under the *Financial Information Regulation*, Schedule 1, subsection 6(2)(a).

**DEFINITIONS**

The *Financial Information Regulation*, Schedule 1, subsection 6(1) provides the following definitions in relation to remuneration and expenses paid in respect of employees.

**Remuneration**

(a) includes any form of salary, wages, bonuses, gratuities, taxable benefits, payment into trust or any form of income deferral paid by the corporation to the employee or on behalf of the employee during the fiscal year being reported upon, whether or not such remuneration is reported under the *Income Tax Act* (Canada), and

(b) does not include anything payable under a severance agreement.

**Expenses**

(a) includes travel expenses, memberships, tuition, relocation, vehicle leases, extraordinary hiring expenses, registration fees and similar amounts paid directly to an employee, or to a third party on behalf of the employee, and which has not been included in "remuneration",

(b) is not limited to expenses that are generally perceived as perquisites, or bestowing personal benefit, and may include expenditures required for employees to perform their job functions, and

(c) excludes benefits of a general nature applicable to all employees pursuant to an agreement such as medical, dental, counselling, insurance and similar plans.

**School District No. 63 (Saanich)**  
**Unaudited Schedule of Financial Information (SOFI)**  
**Fiscal Year Ended June 30, 2021**

**SCHEDULE OF REMUNERATION AND EXPENSES**

<b>NAME</b>	<b>ROLE</b>	<b>REMUNERATION</b>	<b>EXPENSES</b>
ADAMS, LESLIE ALLISON	TEACHER	97,219	-
AITCHISON, AMBER	TEACHER	95,914	-
ALBERRING, JENNIFER	TEACHER	95,914	-
ALFORD, SARAH A	TEACHER	93,305	-
ANDULAJEVIC, DEJAN	TEACHER	87,534	-
ARMITAGE, LISA	PSYCHOLOGIST	94,160	896
ARNOLD, DONALD L S	PROGRAMMER ANALYST	81,515	1,127
ASHCROFT, TRACIE L	TEACHER	81,352	-
AUSTIN, SHEILIA	DISTRICT PRINCIPAL	97,065	913
AZIM, OMAR A	TEACHER	96,470	-
BACKHAUS, JUDY	TEACHER	93,542	30
BAER, DANIEL	TEACHER	82,580	-
BAILEY, AARON L	TEACHER	79,598	19
BAILEY, JENNIFER M	TEACHER	80,152	-
BANCROFT, AIMEE L	TEACHER	95,033	-
BARBER, ERIN L	TEACHER	87,426	-
BARKER, PHIL	TEACHER	79,395	-
BARNES, KAREN	TEACHER	95,914	-
BATALLAS, JENNIFER A	ELEMENTARY PRINCIPAL	134,044	236
BATEMAN, JOANNE	TEACHER	80,112	-
BEAUCAMP, TARA	TEACHER	95,935	252
BEAUDRY, JODENE A	TEACHER	101,343	-
BEAUDRY, LOUISE	TEACHER	93,729	-
BEESTON, DOUGLAS	TEACHER	93,736	-
BELL, SANDRA L.	TEACHER	95,935	-
BELVEDERE, MATT R	TEACHER	88,797	-
BENETTI, HEIDI T	TEACHER	87,534	-
BENJAMIN, BRITTANY	TEACHER	77,620	-
BERGER, DAN	TEACHER	95,913	-
BERGSMA, ANDRA B L	TEACHER	81,059	-
BIRRELL, SARAH	TEACHER	86,937	-
BISHOP, JEFFREY L	TEACHER	96,099	-
BLACKIE, JENI-LYNN	TEACHER	87,533	-
BLAIKIE, JANICA L	TEACHER	79,289	-
BOSCHUNG, SALLIE	TEACHER	106,153	1,742
BOSMAN, SONJE M	TEACHER	77,768	-
BOYD, LINDA	TEACHER	93,615	-
BRANIFF, MONICA B	DIRECTOR OF INSTRUCTION	161,840	4,839
BRAUN, RYAN M	TEACHER/INTERIM VICE PRINCIPAL	120,725	105
BRIDGES, GORDON C	MANAGER TRANSPORATION	99,466	1,312
BRIGGS, ALLISON M	TEACHER	93,170	-
BUCKHAM, WESLEY AARON	SECONDARY VICE PRINCIPAL	127,289	845
BURNHAM, DAVID	TEACHER	84,246	30
BURNS, ALAN H	MAINTENANCE SUPERVISOR	84,084	-
BUSSOLI, REMO	TEACHER	97,197	252
BUXCEY, LIANE	TEACHER	87,514	-
CADDELL, TYLER M	TEACHER	87,514	-
CALTON, LARA	TEACHER	75,487	-

**School District No. 63 (Saanich)**  
**Unaudited Schedule of Financial Information (SOFI)**  
**Fiscal Year Ended June 30, 2021**

**SCHEDULE OF REMUNERATION AND EXPENSES**

<b>NAME</b>	<b>ROLE</b>	<b>REMUNERATION</b>	<b>EXPENSES</b>
CAMPBELL, JANE W	TEACHER	95,333	-
CANNON, PATRICK D	TEACHER	89,023	-
CARROLL, JUDITH L	TEACHER	87,718	-
CARRUTHERS, PAMELA J	TEACHER	95,914	-
CAVALLIN, GERALDINE	TEACHER	87,514	119
CHALLINOR, CATHERINE N	TEACHER	95,579	-
CHAMBERS, MARNIE V	TEACHER	87,156	-
CHAMBERS, PATRICK R	TEACHER	87,534	-
CHAN, CHRISTOPHER	TEACHER	78,017	-
CHAPMAN, MAREN	TEACHER	90,383	-
CHEVALIER, MARGARET	PSYCHOLOGIST	94,160	927
CHICANOT, LIZANNE	SECONDARY PRINCIPAL	145,086	609
CHOO, GARY	TEACHER	95,797	12
CIMAGLIA, MEGAN C	DIRECTOR OF FINANCE	122,975	6,164
CLESLE, ANDREAS	TEACHER	81,114	420
CLOSE, ASHLEY L	TEACHER	75,127	-
COCKAYNE, RHIANNON	TEACHER	101,521	371
COLES, EMMA J	TEACHER	96,315	-
COLLINS, LARA M	TEACHER	95,914	-
COLLINS, MICHAEL A	TEACHER	88,824	-
COMER, TRISTAIN J	TEACHER	80,094	-
COPPOCK, CARLA A	TEACHER	95,914	0
COUTRE, CORI	TEACHER	87,335	-
CROCKET-MOORE, CATHRYN J.	ELEMENTARY PRINCIPAL	137,733	-
CUNNINGHAM, MICHELLE	TEACHER	95,472	-
CURNOW, MICHAELA E	TEACHER	80,741	-
CURTIS, SHANNON	TEACHER	95,936	-
CUTHILL, ALISON S	TEACHER	96,563	-
DAVIES, GREGORY OWEN	TEACHER	87,514	-
DE JONG, JACQUELINE	TEACHER	95,936	-
DE KLERK, KELLY A	SECONDARY VICE PRINCIPAL	124,054	1,014
DE LEEUW, DARRYL M	TEACHER	95,911	35
DENNETT, PATRICIA RAE	MIDDLE PRINCIPAL	128,926	300
DIBBLEE, KIRSTEN	TEACHER	81,182	65
DILDY, JESSICA E	TEACHER	81,269	-
DOEHRING, SHAUNA	TEACHER	99,577	-
DOUGLAS, LUKE M	TEACHER	84,526	105
DUPREE, FELICITY ROBIN	TEACHER	87,156	-
EARNSHAW, JASON	SECONDARY VICE PRINCIPAL	127,289	755
EBERWEIN, DAVID W	SUPERINTENDENT	223,866	11,168
ELLIS, RYAN J	MIDDLE VICE PRINCIPAL	127,449	-
ELLISON, ALYSSA	TEACHER	87,534	-
ENG, RYLEE M	TEACHER	79,375	-
ENGLISH, JESSICA R	TEACHER	85,477	-
ERICKSON, JENNIFER L	TEACHER	85,809	-
ESPEDIDO, MARY ANN	TEACHER	95,914	-
EVANS, DAVID W	TEACHER	102,949	-
EVANS, LAUREL	TEACHER	119,515	20



**School District No. 63 (Saanich)**  
**Unaudited Schedule of Financial Information (SOFI)**  
**Fiscal Year Ended June 30, 2021**

**SCHEDULE OF REMUNERATION AND EXPENSES**

<b>NAME</b>	<b>ROLE</b>	<b>REMUNERATION</b>	<b>EXPENSES</b>
EWAN, MICHAEL	TEACHER	95,913	-
FARR, KATHRYN A	MANAGER HUMAN RESOURCES	104,516	-
FEDRIGO, MARA	TEACHER	82,400	-
FINE, ERIC	TEACHER	86,525	-
FITZER, KIM R.	PSYCHOLOGIST	79,567	773
FITZGERALD, MICKEY	TEACHER	95,914	-
FITZGERALD, NAOMI	TEACHER	95,914	-
FLELLO, KAREN	SECONDARY PRINCIPAL	145,086	326
FLOCH, ALINA	TEACHER	95,656	796
FRADETTE, ALLISON	SPEECH PATHOLOGIST	75,534	218
FRASER, DOUGLAS A	TEACHER	85,785	-
FULLER, ANNE-MARIE	TEACHER	93,195	-
GABRIEL, PATRICIA	PSYCHOLOGIST	94,629	1,492
GALLANT, RENEE	TEACHER	95,914	-
GARDNER, DAVID A.H.	TEACHER	106,371	-
GARTRELL YEO, LISA L	TEACHER	95,412	-
GIESE, AMANDA L	TEACHER	95,914	-
GILL, CHLOE P	TEACHER	81,269	-
GILLESPIE, ALBERT D	TEACHER	93,750	-
GIORDANO, CHELSEA D	TEACHER	97,197	-
GLADWIN, ROSE E	TEACHER	93,392	144
GLANCIE, LEIGH K	EXECUTIVE ASSISTANT	81,877	445
GLUBE, STEPHANIE	TEACHER	97,218	-
GOGOL, ANDRE J	TEACHER	86,115	-
GOLUMBIA, PATRICIA A	TEACHER	95,914	30
GORDON-COOPER, TARA L	TEACHER	87,534	-
GOY, KYLE	TEACHER	95,936	-
GRAVES, KIM E	MIDDLE VICE PRINCIPAL	97,778	926
GRAY, SPENCER	INTERNATIONAL PRINCIPAL	141,410	3,000
GREAVES, ROB	TEACHER	87,514	-
GREGORY, ALISSA M	TEACHER	87,295	-
GUIGON, ELLISE	TEACHER	75,445	-
GUIGUET, COLIN J	MANAGER INTERNATIONAL	103,793	176
GUNN, CAITLIN R	TEACHER	77,389	-
GUTHRIE-BEDARD, MARGARET	TEACHER	88,155	-
HACKMAN, HEIDI	TEACHER	101,038	252
HALE, KRISTA J	TEACHER	84,760	-
HARDCASTLE, SHELLEY	ELEMENTARY PRINCIPAL	137,733	-
HARRIS, KELLY	TEACHER	87,514	8
HARTE, KINDRA	TEACHER	108,709	1,223
HARWARD, LISA	TEACHER	93,740	-
HASSETT, CAROLINE M	TEACHER	77,284	130
HAUGEN, SARAH	TEACHER	95,099	-
HAYES, SEAN	SECONDARY VICE PRINCIPAL	127,289	693
HENSCHER, CODY	DIRECTOR OF INFORMATION TECHNOLO	119,660	368
HEPPELL, PATRICE F.	TEACHER	95,936	-
HERON, MARYLYNN	ELEMENTARY PRINCIPAL	137,733	-
HERRMANN, SKYE C	TEACHER	93,729	-

**School District No. 63 (Saanich)**  
**Unaudited Schedule of Financial Information (SOFI)**  
**Fiscal Year Ended June 30, 2021**

**SCHEDULE OF REMUNERATION AND EXPENSES**

<b>NAME</b>	<b>ROLE</b>	<b>REMUNERATION</b>	<b>EXPENSES</b>
HESS, EDNA C.	TEACHER	101,564	55
HEYWOOD, PETER	TEACHER	87,533	-
HILL, ERIN ANN	TEACHER	96,617	-
HILTON, JEFF	TEACHER	87,514	-
HILTON, MARIA	TEACHER	87,514	-
HOBSON, CURTIS	TEACHER	95,914	-
HOFFMAN, AMANDA M	TEACHER	79,367	-
HOLDSTOCK, LEO	TEACHER	107,097	653
HOMAN, CHRISTOPHER A	TEACHER	96,555	-
HORNCastle, JEFFREY K	TEACHER	88,484	-
HOULE, AMY M	TEACHER	76,804	-
HOWAT, DONALD RAND	TEACHER	87,514	-
HRYNKY-FOREMAN, CRYSTAL L.	TEACHER	95,914	-
HUNTER, CARLY	DIRECTOR OF INSTRUCTION	158,565	3,222
IRVING, CHRISTINE L	TEACHER	95,936	-
ISBISTER, SARAH	TEACHER	75,529	-
JARDEY, CALLAYNA	TEACHER	95,914	7
JOHNSON, AYALA	TEACHER	87,645	-
JOHNSON, SANDRA A	TEACHER	95,936	-
JONES, MARYKE	TEACHER	100,052	-
JORGENSEN, JULIE A	TEACHER	80,487	515
JULIEN, MATTHEW R	TEACHER	79,661	-
JUNGEN, PHILIP	ELEMENTARY VICE PRINCIPAL	120,818	949
KAERCHER, MARY L	ELEMENTARY VICE PRINCIPAL	120,473	-
KARDASH, DARLENE FAY	TEACHER	95,914	-
KEDVES, ALICE A	TEACHER	89,092	-
KENNY, SEAN M	ELEMENTARY VICE PRINCIPAL	120,936	1,885
KENNY, STEPHANIE C	TEACHER	95,756	-
KERR, CRYSTAL T	TEACHER	102,020	-
KINSHHELLA, LISA	TEACHER	92,639	1,179
KLEINE-BUNING, ANGELA	TEACHER	81,745	-
KO, ANITA K	ELEMENTARY PRINCIPAL	137,733	456
KOENIG, GEORGE	TEACHER	87,514	25
KOENIG, KIMBERLY M	TEACHER	106,417	1,504
KOOPMANS, PIETER	TEACHER	87,534	-
KOVACS, CHARLES R	TEACHER	95,914	-
KOVACS, STEPHANIE S.	TEACHER	88,537	-
KRATOFIL, GERALDINE M	TEACHER	95,914	-
KREISER, KATHRYN	TEACHER	96,553	-
LACASSE, RYAN A J	MANAGER HEALTH & SAFETY	99,746	6,206
LAIL, SATWANT	ELEMENTARY VICE PRINCIPAL	123,294	17
LAMPARD, AIMEE I	TEACHER	83,293	-
LANGRAN-DESBRISAY, HENRIETTA	TEACHER	101,038	-
LANOUILLE, MARTINE	TEACHER	95,935	-
LARSEN, GARRET J	TEACHER	75,470	105
LATON, JENAKA K	TEACHER	79,130	-
LAWS, WENDY L	SECONDARY VICE PRINCIPAL	127,289	-
LEE, CANDICE	TEACHER	93,283	-

**School District No. 63 (Saanich)**  
**Unaudited Schedule of Financial Information (SOFI)**  
**Fiscal Year Ended June 30, 2021**

**SCHEDULE OF REMUNERATION AND EXPENSES**

<b>NAME</b>	<b>ROLE</b>	<b>REMUNERATION</b>	<b>EXPENSES</b>
LEE, CHRISTINE	TEACHER	95,936	-
LEPICQ, LAUREEN K.T.	TEACHER	79,491	-
LEVESQUE, CHANTAL R	TEACHER	87,514	-
LEVESQUE, GWEN	TEACHER	97,197	-
LIBERATORE, TASHA M	TEACHER	110,016	86
LISTER, CINDY	TEACHER	106,153	494
LIZAMA, ISABEL	TEACHER	88,818	252
LLOYD, DAVID V	TEACHER	93,750	-
LOBB, JULIE	TEACHER	76,904	250
LORD, STEPHANIE VM	TEACHER	95,578	-
LUMB, ROBERT M	DIRECTOR OF FACILITIES	140,133	3,301
LURIE, MATTHEW	TEACHER	93,751	-
LYON, ANNETTE	TEACHER	95,913	315
MACDONALD, ROD	TEACHER	95,936	-
MACDONALD, WENDY E.	MIDDLE PRINCIPAL	86,796	173
MACEWAN, KAREN	MIDDLE PRINCIPAL	141,410	681
MACEWAN, MICHAEL	TEACHER	87,514	-
MACGREGOR, JOHN STEPHEN	ELEMENTARY PRINCIPAL	137,733	-
MACGREGOR, MARKETA	TEACHER	87,534	15
MACKAY, MARY E.A.	TEACHER	77,089	-
MACKINNON, PATRICIA ANNE	TEACHER	96,404	-
MACMILLAN SIHOE, CATHERINE	TEACHER	87,514	-
MAH, TARYN L.	TEACHER	95,345	-
MAIR, HOLLY A	TEACHER	102,717	-
MAKUCH, MATTHEW A	TEACHER	97,080	161
MALLI, CAITLIN	SPEECH PATHOLOGIST	76,665	240
MANNING, JOYCE	TEACHER	95,820	83
MANNING, MAUREEN R	TEACHER	97,559	-
MARK, DAVID C.	MIDDLE VICE PRINCIPAL	124,054	669
MARSHALL, JILL	TEACHER	87,534	158
MARSHALL, JULIA A	TEACHER	78,430	-
MASON, BREAGH	TEACHER	82,597	-
MAZZOCCHI, LEAH C	TEACHER	87,457	-
MCAULAY, MARTA	SPEECH PATHOLOGIST	94,160	1,857
MCAVOY, ERIN F	TEACHER	93,652	-
MCCARTER, PATRICIA	TEACHER	96,276	-
MCCRON, NICOLE B	TEACHER	95,914	-
MCCULLY, MICHAEL D	TEACHER	87,514	-
MCDONALD, CHRISTOPHER J	TEACHER	96,556	-
MCDONNELL, CAROLIN M	TEACHER	95,914	-
MCINTYRE, NADINE	TEACHER	78,099	-
MCKENZIE, PAUL S	ASSISTANT SUPERINTENDENT	186,547	5,258
MCKINNEY, DAVID W	TEACHER	87,950	-
MCLEAY, KATHRYN L	TEACHER	95,914	-
MCNAMEE, COLLEEN	TEACHER	91,297	382
MCNAMEE, LARA D	TEACHER	76,713	-
MCNEE, DARCY L	TEACHER	101,038	595
MEAUSETTE, CAROLIN M	ELEMENTARY VICE PRINCIPAL	120,818	-

**School District No. 63 (Saanich)**  
**Unaudited Schedule of Financial Information (SOFI)**  
**Fiscal Year Ended June 30, 2021**

**SCHEDULE OF REMUNERATION AND EXPENSES**

<b>NAME</b>	<b>ROLE</b>	<b>REMUNERATION</b>	<b>EXPENSES</b>
MENZIES, IAN A	TEACHER	85,008	-
MICKELSON, TYNUS P	TEACHER	95,033	-
MILL, LESLEY	TEACHER	87,534	-
MILLER, DANIELLE	TEACHER	90,867	-
MILLER, SARAH	TEACHER	95,936	-
MILNE, VICKIE	TEACHER	88,176	-
MITCHELL, GRAEME	TEACHER	95,936	-
MITCHELL, KERRI A	TEACHER	95,936	-
MONTGOMERY, LYNN A	TEACHER	77,186	-
MOORE, SHANNON S	TEACHER	99,489	812
MORGAN, JESSICA	TEACHER	109,151	-
MORGAN, SALLY	TEACHER	101,539	1,396
MORLEY, CURTIS	TEACHER	75,396	588
MORRILL, ALYSON E	TEACHER	79,378	425
MORRIS, RACHEL	TEACHER	97,197	-
MOSHER, FIONA	TEACHER	95,914	-
MUELLER, AARON	TEACHER	95,914	-
MURPHY, KAREN E	TEACHER	84,364	42
NELSON, ROBERT KELLY	TEACHER	109,994	-
NEUFELD, MARK	TEACHER	95,936	-
NEWLOVE, STEPHEN M	MIDDLE VICE PRINCIPAL	124,054	454
NIEDJALSKI, GORDON MARK	TEACHER	87,534	-
NORRIS, SHERISSE	TEACHER	95,914	-
O'BRIEN, MEAGHAN	TEACHER	80,112	-
O'CONNOR, MATTHEW G	TEACHER	84,506	-
O'LEARY, JOAN	ELEMENTARY VICE PRINCIPAL	120,818	236
OGDEN, STEPHANIE M	TEACHER	78,235	-
OINONEN, ERIK T	TEACHER	105,062	-
OSTROVSKY, IRINA M.	TEACHER	95,936	-
OXENDALE, DIANA	MANAGER FINANCE & PAYROLL	90,708	403
PAANANEN, RODNEY	TEACHER	95,681	-
PACHECO MCKINNON, RAQUEL	TEACHER	80,748	-
PALTIEL, SUSAN E	TEACHER	95,936	-
PAMA, RONATO	TEACHER	101,038	679
PANG, KAREN L	TEACHER	87,514	-
PAPICH, JASON W	TEACHER	81,250	175
PEDEN, GARY	TEACHER	95,914	-
PEREIRA, VIJAY	SECONDARY VICE PRINCIPAL	98,786	-
PETERSON, DONNIE L	TEACHER	105,496	-
PETTIGREW, SOPHIA J	TEACHER	97,220	-
PLANT, COLIN S	TEACHER	95,936	-
PORTER, MICHELLE	TEACHER	78,885	-
PORTMAN, SYDNEY	MANAGER CUSTODIAL & COMMUNITY L	104,462	89
POSTLETHWAITE, SARA	ELEMENTARY VICE PRINCIPAL	120,473	267
POWELL, ANNE-MARIE E	TEACHER	87,514	-
PRETTY, MIKE H.R.	TRADES MAINTENANCE	81,270	-
PROULX, JULIE C	TEACHER	93,729	-
PUGH, KATHLEEN	TEACHER	96,509	-

**School District No. 63 (Saanich)**  
**Unaudited Schedule of Financial Information (SOFI)**  
**Fiscal Year Ended June 30, 2021**

**SCHEDULE OF REMUNERATION AND EXPENSES**

<b>NAME</b>	<b>ROLE</b>	<b>REMUNERATION</b>	<b>EXPENSES</b>
QUESTED, MICHAEL DOUGLAS	TEACHER	96,578	-
RAVENSDALE, SARAH A	TEACHER	87,514	-
REDLIN, GORDON	SECONDARY PRINCIPAL	136,898	-
REID, JASON D	SECRETARY TREASURER	189,676	6,314
REID, ROBYN L	DIRECTOR OF HUMAN RESOURCES	144,012	489
REISIG, DARREN E	TEACHER	101,042	-
RESTON, IAN	TEACHER	95,914	-
RICE, AMANDA E	TEACHER	75,470	-
RICKSON, HEIDI	TEACHER	93,729	-
RIDDELL, LAURA	TEACHER	95,914	-
ROOME, ANDREW J	TEACHER	98,646	-
ROSE, MONIKA L	TEACHER	87,098	653
ROSS, JULIE	TEACHER	93,729	-
ROZON, CHARLENE A	TEACHER	86,573	-
RUSSELL, ALISA C.	TEACHER	86,210	-
RUSSELL, KAL W	MIDDLE PRINCIPAL	141,410	582
RYALL, LINDA	TEACHER	95,914	-
RYAN, JACQUELINE	TEACHER	87,514	-
RYAN, SHON	TEACHER	95,913	59
SADDLEMYER, THEODORA	TEACHER	105,908	797
SALEMINK, SARA D	ELEMENTARY PRINCIPAL	133,649	98
SAUNDERS, KRISTIN	TEACHER	87,514	-
SCHULTZ, MONIKA E	TEACHER	87,534	-
SCOTT, TAMARA	TEACHER	87,514	125
SEARLE, CHRISTINE H	TEACHER	79,146	-
SHAW, JUSTINE L	TEACHER	81,666	-
SHERIDAN, KAREN	TEACHER	87,534	-
SHILSON, TIM G	TRADES MAINTENANCE	82,687	-
SHUCK, MICHELLE	TEACHER	104,607	-
SHUH, CAROLINE A	TEACHER	87,927	-
SIEBERT, JON E	TEACHER	96,392	-
SIMMONDS, BROCK	TEACHER	120,374	348
SIMMONDS, LINDSAY S	TEACHER	87,534	-
SINATS, KRISTEN M	TEACHER	100,667	-
SINCLAIR-WISE, LEILA	ELEMENTARY VICE PRINCIPAL	123,030	289
SKANKS, MARK	TEACHER	89,137	82
SLY, KENNETH	TEACHER	78,883	-
SMYTH, JENNIFER L	TEACHER	87,534	-
SOUSA, CRISTINA M	TEACHER	83,093	-
SPARANESE, CARMINE R	TEACHER	95,936	-
STANCHFIELD, BEN D	TEACHER	87,534	-
STEELE, JOANNE	TEACHER	95,936	-
STEVENS, SHANNON R	TEACHER	95,936	-
STEWART, ANNE S.T.	TEACHER	95,936	-
STEWART, RAYMOND	TEACHER	87,534	2
STINSON, ERIN V	TEACHER	96,719	963
STOEHR, ERIC A	TEACHER	95,914	-
STOFER, NADINE D	TEACHER	95,480	-

**School District No. 63 (Saanich)**  
**Unaudited Schedule of Financial Information (SOFI)**  
**Fiscal Year Ended June 30, 2021**

**SCHEDULE OF REMUNERATION AND EXPENSES**

<b>NAME</b>	<b>ROLE</b>	<b>REMUNERATION</b>	<b>EXPENSES</b>
STOKES-BENNETT, TAMARA P.	TEACHER	85,737	-
STOVER, SUSANA	TEACHER	96,555	730
STRUTYNSKI, STEPHEN E	TEACHER	87,534	-
SUM, GARY	TEACHER	80,628	-
SURRY, CLINT	TEACHER	104,209	58
SUTTON, BRYAN R	TEACHER	92,643	65
SWIEDNICKI, MARK	TEACHER	95,914	-
TAKHAR, HELENA	ELEMENTARY VICE PRINCIPAL	117,235	-
TATE, ROXANNE H	TEACHER	75,487	-
THOMAS, TYLER N	TEACHER	85,009	252
THOMASSON, NAYDA	TEACHER	95,936	-
THOMPSON, KRISTINE H	TEACHER	88,797	-
THOMPSON, SUSAN E	TEACHER	93,729	-
TIMMERMANS, ED	TEACHER	85,586	-
TIMMERMANS, KRISTINE L	TEACHER	95,936	-
TISSARI, TIMO	TEACHER	95,044	-
TONG, SHANNON M	TEACHER	95,921	-
TORONITZ, SHANNON	TEACHER	95,613	-
TRIBE, DEREK	TEACHER	93,750	560
TUDELA, JOSE-IGNACIO	TEACHER	104,825	-
TURNBULL, MELISSA B	TEACHER	76,206	-
TUTTE, FREDRICK J	MECHANIC	76,035	-
UNDERWOOD, VIRGINIA	TEACHER	76,653	-
VALLANCE, ANNIE J.	TEACHER	83,948	-
VANDERDONCK, HELENA M	TEACHER	77,619	-
VICKERS, THOMAS K	ELEMENTARY PRINCIPAL	137,733	-
VLITOS, AMANDA L	TEACHER	95,578	-
VON SCHUCKMANN, IDA F	TEACHER	94,403	-
VUCKO, JOHN	TEACHER	95,914	-
WADSWORTH, RUTH	TEACHER	87,534	-
WALIA, LUKHWINDERPAL	TEACHER	95,913	-
WALKER, ASHLEY	TEACHER	85,811	-
WALKER, WENDY	MIDDLE PRINCIPAL	141,409	273
WALLACE, CATHERINE E	TEACHER	88,797	-
WERGELAND, LISA	TEACHER	88,211	-
WESTHAVER, PETER	SECONDARY PRINCIPAL	145,086	358
WESTWOOD, TRACEY J	TEACHER	88,211	-
WHEATLEY, HARRIET H.	TEACHER	93,579	-
WHEELDON, ROY	TEACHER	87,514	-
WHITE, SHAUNA VL	TEACHER	95,914	1,350
WHITEHEAD, LINDA	TEACHER	87,164	-
WILSON, AMANDA G	TEACHER	84,842	-
WONG, CAMERON J	TEACHER	75,113	499
WOODLAND-HUCK, HEATHER J	TEACHER	86,650	-

**School District No. 63 (Saanich)**  
**Unaudited Schedule of Financial Information (SOFI)**  
**Fiscal Year Ended June 30, 2021**

**SCHEDULE OF REMUNERATION AND EXPENSES**

<b>NAME</b>	<b>ROLE</b>	<b>REMUNERATION</b>	<b>EXPENSES</b>
YOUNG, ERIN L	TEACHER	78,800	450
ZIEGLER, NORBERT	TEACHER	86,433	-
TOTAL EMPLOYEES EXCEEDING \$75,000		\$ 36,759,316	\$ 98,395
TOTAL EMPLOYEES EQUAL TO OR LESS THAN \$75,000		\$ 32,764,044	\$ 78,269
REMUNERATION TO ELECTED OFFICIALS		<u>125,840</u>	<u>1,675</u>
CONSOLIDATED TOTAL		<u>\$ 69,649,200</u>	<u>\$ 178,339</u>
TOTAL EMPLOYER PREMIUM FOR CANADA PENSION PLAN AND EMPLOYMENT INSURANCE			\$ 3,695,195

Prepared as required by *Financial Information Regulation*, Schedule 1, Section 6

**School District**  
**Unaudited Statement of Financial Information (SOFI)**  
**School District No. 63 (Saanich)**  
**Fiscal Year Ended June 30, 2021**

SCHEDULE OF PAYMENTS MADE FOR THE PROVISION OF GOODS AND SERVICES  
SUPPLIERS WITH PAYMENTS EXCEEDING \$25,000

<b>SUPPLIER NAME</b>	<b>EXPENDITURE</b>
AIRPLUS INDUSTRIAL CORP	\$ 62,005
AMAZON	161,348
ANDREW SHERET LIMITED	169,438
APPLE CANADA INC	33,594
AURORA CASCADE	955,791
BARAGAR ENTERPRISES LTD	46,410
BARTLE & GIBSON	49,800
BC EMPLOYER HEALTH TAX	1,344,210
BC HYDRO	609,702
BC SCHOOL TRUSTEES ASSOCIATION	45,209
BEACON COMMUNITY SERVICES	125,275
BEST BUY CANADA LTD	67,054
BRADLEY SHUYA ARCHITECT INC	169,912
BRITISH COLUMBIA PENSION CORPORATION	7,051,597
BUNZL CANADA INC, DBA ACME SU	273,685
CAMOSUN COLLEGE	194,659
CANADIAN REMARKETING GROUP	63,001
CDW CANADA CORP.	56,560
COASTAL INSTALLATIONS (PREFAB)	36,530
COLLIERS MACAULAY NICOLLS INC.	102,645
COSTCO WHOLESALE	46,875
CRESCENT BEACH PUBLISHING	38,918
D2L CORPORATION	80,436
DCM INC	51,479
DESJARDINS INSURANCE	62,574
DISTRICT OF CENTRAL SAANICH	43,141
DISTRICT OF NORTH SAANICH	68,582
DISTRICT OF SAANICH	47,452
DYNAMIC SPECIALTY VEHICLES LTD	365,123
EECOL ELECTRIC	48,078
ENGINEERED AIR	50,116
FIVE STAR PAVING CO. LTD.	120,786
FORTIS BC NATURAL GAS	308,184
FUTUREBOOK PRINTING, INC.	53,014
GARAVENTA (CANADA) LTD.	61,127
GLOBAL EDUCATION EXCHANGE NETWORK	27,263
GORDON FOOD SERVICE CANADA LTD	47,634
GRAND & TOY LTD	48,487



HABITAT SYSTEMS INC.	210,657
HEATHERBRAE BUILDERS CO. LTD.	2,275,892
IBM CANADA LTD.	735,510
ICBC	51,641
INTEGRITY ADVOCATE INC	33,600
INTERNATIONAL BACCALAUREATE	27,932
ISLAND HEALTH	236,098
KANADAPLUS STUDENT SERVICES INC	83,756
KPMG LLP	34,802
LENOVO CANADA INC	37,986
LES HALL FILTER SERVICE (2013)	56,422
LEVEL 1 INDUSTRIES LTD.	35,205
LONG & MCQUADE	26,202
MANULIFE FINANCIAL	118,552
MEDICAL SERVICES PLAN OF BC - PAID FOR NON-EMPLOYEES	79,763
MICHELL EXCAVATING LTD	106,461
MINISTER OF FINANCE	71,045
MINISTER OF FINANCE - BC MAIL	38,390
MONK OFFICE	208,479
MORNEAU SHEPELL LTD.	27,704
NELSON EDUCATION LTD	40,045
NEXT GENERATION NETWORK	284,105
NORDIC INDUSTRIES LTD	54,699
OUT OF THE BLUE DESIGNS	127,338
PACIFIC BLUE CROSS	1,948,336
PACIFIC COAST FIRE EQUIPMENT	50,842
PACIFIC COAST METALCRAFT	25,172
PARKER JOHNSTON INDUSTRIES LTD	547,232
PASSION SPORTS INC	38,127
PAYPAL	36,083
PEARSON CANADA INC	29,478
PENINSULA CO-OP	271,074
POWERSCHOOL CANADA ULC	128,625
PRICES LOCK & SAFE UP	96,928
PRIME ENGINEERING LTD.	94,453
PUBLIC EDUCATION BENEFITS TRUST	1,175,900
READINGS INTERNATIONAL HOLDINGS CORP.	58,770
REAL CDN WHOLESALE	36,738
RICOH CANADA INC	80,252
ROSS RIVERS ENTERPRISES LTD	29,400
SAANICH INTERNATIONAL DISTRIBUTED LEARNING	25,410
SAANICH TEACHERS ASSOCIATION	271,507
SAANICH UTILITY BILLING	52,546
SCHO'S LINE PAINTING LTD.	25,145
SCHOOLS PROTECTION PROGRAM	97,445
SLEGG BUILDING MATERIALS	127,851
SLEIGHT, SHANTAEL	34,081

SMCN CONSULTING INC	162,934
SOFTCHOICE LP	64,721
STAPLES	36,925
TELUS	114,073
TELUS MOBILITY	65,869
THRIFTY FOODS	47,733
TINA LEIST & ASSOCIATES INC	219,908
TLD COMPUTERS	30,913
TRANSTAR SANITATION SUPPLY LTD	167,842
TREMCO, DIV OF RPM CANADA	26,944
UNIVERSAL SHEET METAL	599,159
VANCOUVER ISLAND UNIVERSITY	120,001
VANCOUVER PUBLIC EDUCATION ALLIANCE	79,103
VICTORIA PLAYCO INSTALLATIONS	42,000
WASTE MANAGEMENT	57,459
WESTCOAST ROOF INSPECTION SERVICES LTD	41,204
WESTERN CAMPUS RESOURCES INC.	53,485
WORKSAFE BC	584,870
ZONAR SYSTEMS	37,953
	<hr/>
TOTAL FOR SUPPLIERS WHERE PAYMENTS EXCEED \$25,000	26,024,466
TOTAL (SUPPLIERS WITH PAYMENTS \$25,000 OR LESS)	4,990,257
	<hr/>
TOTAL PAYMENTS TO SUPPLIERS	<u>\$ 31,014,723</u>

*Prepared as required by Financial Information Regulation, Schedule 1, Section 7*

**School District**  
**Unaudited Statement of Financial Information (SOFI)**  
**School District No. 63 (Saanich)**  
**Reconciliation to Financial Statements For the Year Ended June 30, 2021**

**Expenditures Per SOFI**

Total Remuneration	(Schedule 7)	\$ 69,649,200
EI & CPP Payments	(Schedule 7)	3,695,195
Employee Reimbursed Expenses	(Schedule 7)	178,339
Payments for Goods and Services	(Schedule 8)	<u>31,014,723</u>
		\$ 104,537,457

**Expenditures per Financial Statements**

Total Expenses (F/S Stmt 2) Less Amortization	\$ 94,945,889
Acquisition of TCA (F/S Stmt 5)	2,680,120
Acquisition of TCA - WIP (F/S Stmt 5)	<u>5,356,996</u>
	<u>\$ 102,983,005</u>

**Difference between SOFI and Financial Statements** \$ 1,554,452

**Difference due to:**

(Increase) Decrease in Accounts Payable	(282,602)
(increase) Decrease in Employee Future Benefits	(261,532)
Increase (Decrease) in Prepaid Expenses	91,364
AFG - CAMS/NGN	(306,883)
School Protection Program	(97,445)
Recoverable portion of GST	(426,094)
Wage Recoveries/Secondments	(575,086)
Accruals, misc. recoveries	<u>303,827</u>
	<u>\$ 0</u>

*Prepared as required by Financial Information Regulation, Schedule 1, Section 7*