

Annual Budget

## **School District No. 63 (Saanich)**

June 30, 2024

# School District No. 63 (Saanich)

June 30, 2024

## Table of Contents

Bylaw .....	1
Annual Budget - Revenue and Expense - Statement 2 .....	2
Annual Budget - Changes in Net Financial Assets (Debt) - Statement 4 .....	4
Annual Budget - Operating Revenue and Expense - Schedule 2 .....	5
Schedule 2A - Annual Budget - Schedule of Operating Revenue by Source .....	6
Schedule 2B - Annual Budget - Schedule of Operating Expense by Object .....	7
Schedule 2C - Annual Budget - Operating Expense by Function, Program and Object .....	8
Annual Budget - Special Purpose Revenue and Expense - Schedule 3 .....	10
Schedule 3A - Annual Budget - Changes in Special Purpose Funds .....	11
Annual Budget - Capital Revenue and Expense - Schedule 4 .....	13

\*NOTE - Statement 1, Statement 3, Statement 5, Schedule 1 and Schedules 4A - 4D are used for Financial Statement reporting only.

## ANNUAL BUDGET BYLAW


A Bylaw of THE BOARD OF EDUCATION OF SCHOOL DISTRICT NO. 63 (SAANICH)  
(called the "Board") to adopt the Annual Budget of the Board for the fiscal year 2023/2024 pursuant  
to section 113 of the *School Act*, R.S.B.C., 1996, c. 412 as amended from time to time (called the "Act").

1. The Board has complied with the provisions of the *Act*, Ministerial Orders, and Ministry of Education and Child Care Policies respecting the Annual Budget adopted by this bylaw.
2. This bylaw may be cited as School District No. 63 (Saanich)  
Annual Budget Bylaw for fiscal year 2023/2024.
3. The attached Statement 2 showing the estimated revenue and expense for the  
2023/2024 fiscal year and the total budget bylaw amount of \$118,329,102 for the 2023/2024 fiscal  
year was prepared in accordance with the *Act*.
4. Statement 2, 4 and Schedules 2 to 4 are adopted as the Annual Budget of the Board  
for the fiscal year 2023/2024.

READ A FIRST TIME THE 17th DAY OF MAY, 2023;

READ A SECOND TIME THE 17th DAY OF MAY, 2023;

READ A THIRD TIME, PASSED AND ADOPTED THE 17th DAY OF MAY, 2023;

  
Chairperson of the Board  
Secretary Treasurer

I HEREBY CERTIFY this to be a true original of School District No. 63 (Saanich)  
Annual Budget Bylaw 2023/2024, adopted by the Board the 17th DAY OF MAY, 2023.

  
Secretary Treasurer

# School District No. 63 (Saanich)

Statement 2

Annual Budget - Revenue and Expense

Year Ended June 30, 2024

	2024 Annual Budget	2023 Amended Annual Budget
<b>Ministry Operating Grant Funded FTE's</b>		
School-Age	7,603,500	7,499,875
Adult	77,000	74,875
<b>Total Ministry Operating Grant Funded FTE's</b>	<b>7,680,500</b>	<b>7,574,750</b>
<b>Revenues</b>	\$	\$
Provincial Grants		
Ministry of Education and Child Care	95,606,318	87,510,103
Other	53,760	53,760
Tuition	4,048,515	4,048,515
Other Revenue	8,879,408	9,262,687
Rentals and Leases	430,500	390,000
Investment Income	658,000	487,120
Amortization of Deferred Capital Revenue	5,350,000	4,805,000
<b>Total Revenue</b>	<b>115,026,501</b>	<b>106,557,185</b>
<b>Expenses</b>		
Instruction	94,127,839	89,265,357
District Administration	3,691,723	3,612,839
Operations and Maintenance	17,706,969	16,994,277
Transportation and Housing	1,952,571	2,068,297
<b>Total Expense</b>	<b>117,479,102</b>	<b>111,940,770</b>
<b>Net Revenue (Expense)</b>	<b>(2,452,601)</b>	<b>(5,383,585)</b>
<b>Budgeted Allocation (Retirement) of Surplus (Deficit)</b>	<b>1,682,754</b>	<b>4,174,237</b>
<b>Budgeted Surplus (Deficit), for the year</b>	<b>(769,847)</b>	<b>(1,209,348)</b>
<b>Budgeted Surplus (Deficit), for the year comprised of:</b>		
Operating Fund Surplus (Deficit)		
Special Purpose Fund Surplus (Deficit)		
Capital Fund Surplus (Deficit)	(769,847)	(1,209,348)
<b>Budgeted Surplus (Deficit), for the year</b>	<b>(769,847)</b>	<b>(1,209,348)</b>


# School District No. 63 (Saanich)

Statement 2

Annual Budget - Revenue and Expense  
Year Ended June 30, 2024

	2024 Annual Budget	2023 Amended Annual Budget
<b>Budget Bylaw Amount</b>		
Operating - Total Expense	94,648,546	88,652,219
Operating - Tangible Capital Assets Purchased	850,000	850,000
Special Purpose Funds - Total Expense	15,722,709	16,307,083
Capital Fund - Total Expense	7,107,847	6,981,468
<b>Total Budget Bylaw Amount</b>	<b>118,329,102</b>	112,790,770

Approved by the Board




Signature of the Chairperson of the Board of Education

MAY 17, 2023

Date Signed

Signature of the Superintendent



May 17, 2023

Date Signed

Signature of the Secretary Treasurer

May 17, 2023

Date Signed

# School District No. 63 (Saanich)

Statement 4

Annual Budget - Changes in Net Financial Assets (Debt)

Year Ended June 30, 2024

	2024 Annual Budget	2023 Amended Annual Budget
	\$	\$
<b>Surplus (Deficit) for the year</b>	<b>(2,452,601)</b>	<b>(5,383,585)</b>
<b>Effect of change in Tangible Capital Assets</b>		
Acquisition of Tangible Capital Assets		
From Operating and Special Purpose Funds	<b>(850,000)</b>	<b>(850,000)</b>
<b>Total Acquisition of Tangible Capital Assets</b>	<b>(850,000)</b>	<b>(850,000)</b>
Amortization of Tangible Capital Assets	<b>7,107,847</b>	<b>6,981,468</b>
<b>Total Effect of change in Tangible Capital Assets</b>	<b>6,257,847</b>	<b>6,131,468</b>
	<b>-</b>	<b>-</b>
<b>(Increase) Decrease in Net Financial Assets (Debt)</b>	<b>3,805,246</b>	<b>747,883</b>

# School District No. 63 (Saanich)

Schedule 2

Annual Budget - Operating Revenue and Expense

Year Ended June 30, 2024

	2024 Annual Budget \$	2023 Amended Annual Budget \$
<b>Revenues</b>		
Provincial Grants		
Ministry of Education and Child Care	82,958,609	74,188,020
Other	53,760	53,760
Tuition	4,048,515	4,048,515
Other Revenue	5,804,408	6,277,687
Rentals and Leases	430,500	390,000
Investment Income	650,000	480,000
<b>Total Revenue</b>	<b>93,945,792</b>	<b>85,437,982</b>
<b>Expenses</b>		
Instruction	78,805,940	73,700,164
District Administration	3,596,785	3,526,204
Operations and Maintenance	10,451,097	9,767,530
Transportation and Housing	1,794,724	1,658,321
<b>Total Expense</b>	<b>94,648,546</b>	<b>88,652,219</b>
<b>Net Revenue (Expense)</b>	<b>(702,754)</b>	<b>(3,214,237)</b>
<b>Budgeted Prior Year Surplus Appropriation</b>	<b>1,682,754</b>	<b>4,174,237</b>
<b>Net Transfers (to) from other funds</b>		
Tangible Capital Assets Purchased	(850,000)	(850,000)
Local Capital	(130,000)	(110,000)
<b>Total Net Transfers</b>	<b>(980,000)</b>	<b>(960,000)</b>
<b>Budgeted Surplus (Deficit), for the year</b>	<b>-</b>	<b>-</b>

# School District No. 63 (Saanich)

Schedule 2A

Annual Budget - Schedule of Operating Revenue by Source  
Year Ended June 30, 2024

	2024 Annual Budget	2023 Amended Annual Budget
	\$	\$
<b>Provincial Grants - Ministry of Education and Child Care</b>		
Operating Grant, Ministry of Education and Child Care	84,228,518	76,774,842
ISC/LEA Recovery	(3,079,193)	(3,552,472)
Other Ministry of Education and Child Care Grants		
Pay Equity	377,315	377,315
Funding for Graduated Adults	362,048	362,048
Student Transportation Fund	280,000	280,000
FSA Scorer Grant	15,214	15,214
Early Learning Framework (ELF) Implementation	1,442	1,442
Operating Grant Enrolment Adjustment Special Needs	(254,525)	(70,369)
Labour Settlement Funding	1,027,790	
<b>Total Provincial Grants - Ministry of Education and Child Care</b>	<b>82,958,609</b>	<b>74,188,020</b>
<b>Provincial Grants - Other</b>	<b>53,760</b>	<b>53,760</b>
<b>Tuition</b>		
International and Out of Province Students	4,048,515	4,048,515
<b>Total Tuition</b>	<b>4,048,515</b>	<b>4,048,515</b>
<b>Other Revenues</b>		
Funding from First Nations	3,079,193	3,552,472
Miscellaneous		
Miscellaneous and School Generated	234,065	234,065
Cafeteria	68,000	68,000
Textbook Deposit and Distance Ed Fees	75,000	75,000
International and Out of Province Homestay	2,348,150	2,348,150
<b>Total Other Revenue</b>	<b>5,804,408</b>	<b>6,277,687</b>
<b>Rentals and Leases</b>	<b>430,500</b>	<b>390,000</b>
<b>Investment Income</b>	<b>650,000</b>	<b>480,000</b>
<b>Total Operating Revenue</b>	<b>93,945,792</b>	<b>85,437,982</b>



# School District No. 63 (Saanich)

Schedule 2B

Annual Budget - Schedule of Operating Expense by Object  
Year Ended June 30, 2024

	2024 Annual Budget	2023 Amended Annual Budget
	\$	\$
<b>Salaries</b>		
Teachers	36,834,229	33,619,707
Principals and Vice Principals	5,176,294	4,906,441
Educational Assistants	6,559,552	6,230,650
Support Staff	9,353,266	8,917,970
Other Professionals	3,528,715	3,333,828
Substitutes	4,541,159	3,778,550
<b>Total Salaries</b>	<b>65,993,215</b>	<b>60,787,146</b>
<b>Employee Benefits</b>	<b>16,976,468</b>	<b>15,477,935</b>
<b>Total Salaries and Benefits</b>	<b>82,969,683</b>	<b>76,265,081</b>
<b>Services and Supplies</b>		
Services	5,066,057	5,151,057
Professional Development and Travel	837,422	807,922
Rentals and Leases	174,416	169,000
Dues and Fees	327,528	327,528
Insurance	165,460	165,460
Supplies	3,478,900	4,158,136
Utilities	1,629,080	1,608,035
<b>Total Services and Supplies</b>	<b>11,678,863</b>	<b>12,387,138</b>
<b>Total Operating Expense</b>	<b>94,648,546</b>	<b>88,652,219</b>

# School District No. 63 (Saanich)

Schedule 2C

Annual Budget - Operating Expense by Function, Program and Object

Year Ended June 30, 2024

	Teachers Salaries	Principals and Vice Principals Salaries	Educational Assistants Salaries	Support Staff Salaries	Other Professionals Salaries	Substitutes Salaries	Total Salaries
	\$	\$	\$	\$	\$	\$	\$
<b>1 Instruction</b>							
1.02 Regular Instruction	27,415,190	666,875	82,945	472,502		3,909,578	32,547,090
1.03 Career Programs	368,136	86,879	157,978	70,712		1,415	685,120
1.07 Library Services	823,247			401,466		4,715	1,229,428
1.08 Counselling	1,033,315	10,059		-			1,043,374
1.10 Special Education	4,948,062	357,264	5,967,487	313,533	850,152	235,558	12,672,056
1.30 English Language Learning	635,631						635,631
1.31 Indigenous Education	444,779	154,152	351,142	59,040	73,942	17,573	1,100,628
1.41 School Administration		3,730,686		1,717,363		35,810	5,483,859
1.62 International and Out of Province Students	1,058,433	170,379		408,271	192,325	3,605	1,833,013
<b>Total Function 1</b>	<b>36,726,793</b>	<b>5,176,294</b>	<b>6,559,552</b>	<b>3,442,887</b>	<b>1,116,419</b>	<b>4,208,254</b>	<b>57,230,199</b>
<b>4 District Administration</b>							
4.11 Educational Administration				44,676	866,764		911,440
4.40 School District Governance					135,763		135,763
4.41 Business Administration				483,407	797,826		1,281,233
<b>Total Function 4</b>	<b>-</b>	<b>-</b>	<b>-</b>	<b>528,083</b>	<b>1,800,353</b>	<b>-</b>	<b>2,328,436</b>
<b>5 Operations and Maintenance</b>							
5.41 Operations and Maintenance Administration	107,436			142,409	498,383	68,504	816,732
5.50 Maintenance Operations				4,048,213		162,246	4,210,459
5.52 Maintenance of Grounds				513,629			513,629
5.56 Utilities							-
<b>Total Function 5</b>	<b>107,436</b>	<b>-</b>	<b>-</b>	<b>4,704,251</b>	<b>498,383</b>	<b>230,750</b>	<b>5,540,820</b>
<b>7 Transportation and Housing</b>							
7.41 Transportation and Housing Administration				153,224	113,560		266,784
7.70 Student Transportation				524,821		102,155	626,976
<b>Total Function 7</b>	<b>-</b>	<b>-</b>	<b>-</b>	<b>678,045</b>	<b>113,560</b>	<b>102,155</b>	<b>893,760</b>
<b>9 Debt Services</b>							
<b>Total Function 9</b>	<b>-</b>	<b>-</b>	<b>-</b>	<b>-</b>	<b>-</b>	<b>-</b>	<b>-</b>
<b>Total Functions 1 - 9</b>	<b>36,834,229</b>	<b>5,176,294</b>	<b>6,559,552</b>	<b>9,353,266</b>	<b>3,528,715</b>	<b>4,541,159</b>	<b>65,993,215</b>

# School District No. 63 (Saanich)

Schedule 2C

Annual Budget - Operating Expense by Function, Program and Object

Year Ended June 30, 2024

	Total Salaries	Employee Benefits	Total Salaries and Benefits	Services and Supplies	2024 Annual Budget	2023 Amended Annual Budget
	\$	\$	\$	\$	\$	\$
<b>1 Instruction</b>						
1.02 Regular Instruction	32,547,090	8,787,521	41,334,611	2,158,579	43,493,190	39,894,182
1.03 Career Programs	685,120	164,646	849,766	648,024	1,497,790	1,439,079
1.07 Library Services	1,229,428	307,383	1,536,811	55,111	1,591,922	1,482,042
1.08 Counselling	1,043,374	254,137	1,297,511	1,000	1,298,511	1,203,168
1.10 Special Education	12,672,056	3,141,667	15,813,723	619,571	16,433,294	15,480,307
1.30 English Language Learning	635,631	155,133	790,764	4,500	795,264	737,019
1.31 Indigenous Education	1,100,628	237,775	1,338,403	57,501	1,395,904	1,528,660
1.41 School Administration	5,483,859	1,188,527	6,672,386	134,479	6,806,865	6,598,061
1.62 International and Out of Province Students	1,833,013	437,340	2,270,353	3,222,847	5,493,200	5,337,646
<b>Total Function 1</b>	<b>57,230,199</b>	<b>14,674,129</b>	<b>71,904,328</b>	<b>6,901,612</b>	<b>78,805,940</b>	<b>73,700,164</b>
<b>4 District Administration</b>						
4.11 Educational Administration	911,440	179,526	1,090,966	126,317	1,217,283	1,156,772
4.40 School District Governance	135,763	7,774	143,537	99,854	243,391	308,050
4.41 Business Administration	1,281,233	286,747	1,567,980	568,131	2,136,111	2,061,382
<b>Total Function 4</b>	<b>2,328,436</b>	<b>474,047</b>	<b>2,802,483</b>	<b>794,302</b>	<b>3,596,785</b>	<b>3,526,204</b>
<b>5 Operations and Maintenance</b>						
5.41 Operations and Maintenance Administration	816,732	162,654	979,386	381,305	1,360,691	1,292,511
5.50 Maintenance Operations	4,210,459	1,261,580	5,472,039	1,132,964	6,605,003	6,058,593
5.52 Maintenance of Grounds	513,629	138,694	652,323	204,000	856,323	808,391
5.56 Utilities	-	-	-	1,629,080	1,629,080	1,608,035
<b>Total Function 5</b>	<b>5,540,820</b>	<b>1,562,928</b>	<b>7,103,748</b>	<b>3,347,349</b>	<b>10,451,097</b>	<b>9,767,530</b>
<b>7 Transportation and Housing</b>						
7.41 Transportation and Housing Administration	266,784	62,543	329,327	5,000	334,327	314,104
7.70 Student Transportation	626,976	202,821	829,797	630,600	1,460,397	1,344,217
<b>Total Function 7</b>	<b>893,760</b>	<b>265,364</b>	<b>1,159,124</b>	<b>635,600</b>	<b>1,794,724</b>	<b>1,658,321</b>
<b>9 Debt Services</b>						
<b>Total Function 9</b>	<b>-</b>	<b>-</b>	<b>-</b>	<b>-</b>	<b>-</b>	<b>-</b>
<b>Total Functions 1 - 9</b>	<b>65,993,215</b>	<b>16,976,468</b>	<b>82,969,683</b>	<b>11,678,863</b>	<b>94,648,546</b>	<b>88,652,219</b>

# School District No. 63 (Saanich)

Schedule 3

Annual Budget - Special Purpose Revenue and Expense  
Year Ended June 30, 2024

	2024 Annual Budget	2023 Amended Annual Budget
	\$	\$
<b>Revenues</b>		
Provincial Grants		
Ministry of Education and Child Care	12,647,709	13,322,083
Other Revenue	3,075,000	2,985,000
<b>Total Revenue</b>	<b>15,722,709</b>	<b>16,307,083</b>
<b>Expenses</b>		
Instruction	15,321,899	15,565,193
District Administration	94,938	86,635
Operations and Maintenance	305,872	405,872
Transportation and Housing		249,383
<b>Total Expense</b>	<b>15,722,709</b>	<b>16,307,083</b>
<b>Budgeted Surplus (Deficit), for the year</b>	<b>-</b>	<b>-</b>

# School District No. 63 (Saanich)

Schedule 3A

Annual Budget - Changes in Special Purpose Funds

Year Ended June 30, 2024

	Annual Facility Grant \$	Learning Improvement Fund \$	Scholarships and Bursaries \$	School Generated Funds \$	Strong Start \$	Ready, Set, Learn	OLEP \$	CommunityLINK \$	Classroom Enhancement Fund - Overhead \$
<b>Deferred Revenue, beginning of year</b>									
<b>Add:</b> Restricted Grants									
Provincial Grants - Ministry of Education and Child Care	305,872	318,817			96,000	19,600	172,006	471,760	928,795
Other			75,000	3,000,000					
	305,872	318,817	75,000	3,000,000	96,000	19,600	172,006	471,760	928,795
<b>Less:</b> Allocated to Revenue	305,872	318,817	75,000	3,000,000	96,000	19,600	172,006	471,760	928,795
<b>Deferred Revenue, end of year</b>	-	-	-	-	-	-	-	-	-
<b>Revenues</b>									
Provincial Grants - Ministry of Education and Child Care	305,872	318,817			96,000	19,600	172,006	471,760	928,795
Other Revenue			75,000	3,000,000					
	305,872	318,817	75,000	3,000,000	96,000	19,600	172,006	471,760	928,795
<b>Expenses</b>									
Salaries									
Teachers							51,846		
Principals and Vice Principals								69,045	161,149
Educational Assistants		251,000					10,829		217,334
Support Staff					55,951			318,973	86,893
Other Professionals									79,780
Substitutes							17,309		208,204
	-	251,000	-	-	55,951	-	79,984	388,018	753,360
Employee Benefits		65,536			14,609		13,503	83,742	163,435
Services and Supplies	305,872	2,281	75,000	3,000,000	25,440	19,600	78,519		12,000
	305,872	318,817	75,000	3,000,000	96,000	19,600	172,006	471,760	928,795
<b>Net Revenue (Expense)</b>	-	-	-	-	-	-	-	-	-

**School District No. 63 (Saanich)**

Annual Budget - Changes in Special Purpose Funds

Year Ended June 30, 2024

Schedule 3A

	Classroom Enhancement Fund - Staffing	Changing Results for Young Children	SEY2KT (Early Years to Kindergarten)	ECL Early Care & Learning	Feeding Futures Fund	TOTAL
	\$	\$	\$	\$	\$	\$
<b>Deferred Revenue, beginning of year</b>						-
<b>Add:</b> Restricted Grants						
Provincial Grants - Ministry of Education and Child Care	9,272,142	6,000	19,000	175,000	862,717	<b>12,647,709</b>
Other						<b>3,075,000</b>
	9,272,142	6,000	19,000	175,000	862,717	<b>15,722,709</b>
<b>Less:</b> Allocated to Revenue	9,272,142	6,000	19,000	175,000	862,717	<b>15,722,709</b>
<b>Deferred Revenue, end of year</b>	-	-	-	-	-	-
<b>Revenues</b>						
Provincial Grants - Ministry of Education and Child Care	9,272,142	6,000	19,000	175,000	862,717	<b>12,647,709</b>
Other Revenue						<b>3,075,000</b>
	9,272,142	6,000	19,000	175,000	862,717	<b>15,722,709</b>
<b>Expenses</b>						
Salaries						
Teachers	7,477,534					<b>7,529,380</b>
Principals and Vice Principals				124,047	27,618	<b>381,859</b>
Educational Assistants					158,592	<b>637,755</b>
Support Staff						<b>461,817</b>
Other Professionals						<b>79,780</b>
Substitutes						<b>225,513</b>
	7,477,534	-	-	124,047	186,210	<b>9,316,104</b>
Employee Benefits	1,794,608			23,568	46,656	<b>2,205,657</b>
Services and Supplies		6,000	19,000	27,385	629,851	<b>4,200,948</b>
	9,272,142	6,000	19,000	175,000	862,717	<b>15,722,709</b>
<b>Net Revenue (Expense)</b>	-	-	-	-	-	-

# School District No. 63 (Saanich)

Schedule 4

Annual Budget - Capital Revenue and Expense  
Year Ended June 30, 2024

	2024 Annual Budget			2023 Amended Annual Budget
	Invested in Tangible Capital Assets	Local Capital	Fund Balance	
	\$	\$	\$	\$
<b>Revenues</b>				
Investment Income		8,000	8,000	7,120
Amortization of Deferred Capital Revenue	5,350,000		5,350,000	4,805,000
<b>Total Revenue</b>	<b>5,350,000</b>	<b>8,000</b>	<b>5,358,000</b>	<b>4,812,120</b>
<b>Expenses</b>				
Amortization of Tangible Capital Assets				
Operations and Maintenance	6,950,000		6,950,000	6,820,875
Transportation and Housing	157,847		157,847	160,593
<b>Total Expense</b>	<b>7,107,847</b>	<b>-</b>	<b>7,107,847</b>	<b>6,981,468</b>
<b>Net Revenue (Expense)</b>	<b>(1,757,847)</b>	<b>8,000</b>	<b>(1,749,847)</b>	<b>(2,169,348)</b>
<b>Net Transfers (to) from other funds</b>				
Tangible Capital Assets Purchased	850,000		850,000	850,000
Local Capital		130,000	130,000	110,000
<b>Total Net Transfers</b>	<b>850,000</b>	<b>130,000</b>	<b>980,000</b>	<b>960,000</b>
<b>Other Adjustments to Fund Balances</b>				
<b>Total Other Adjustments to Fund Balances</b>	<b>-</b>	<b>-</b>	<b>-</b>	
<b>Budgeted Surplus (Deficit), for the year</b>	<b>(907,847)</b>	<b>138,000</b>	<b>(769,847)</b>	<b>(1,209,348)</b>